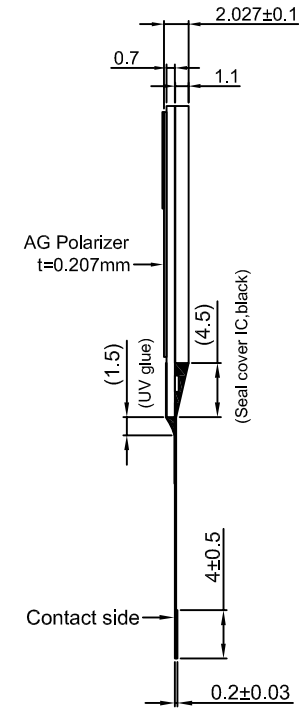
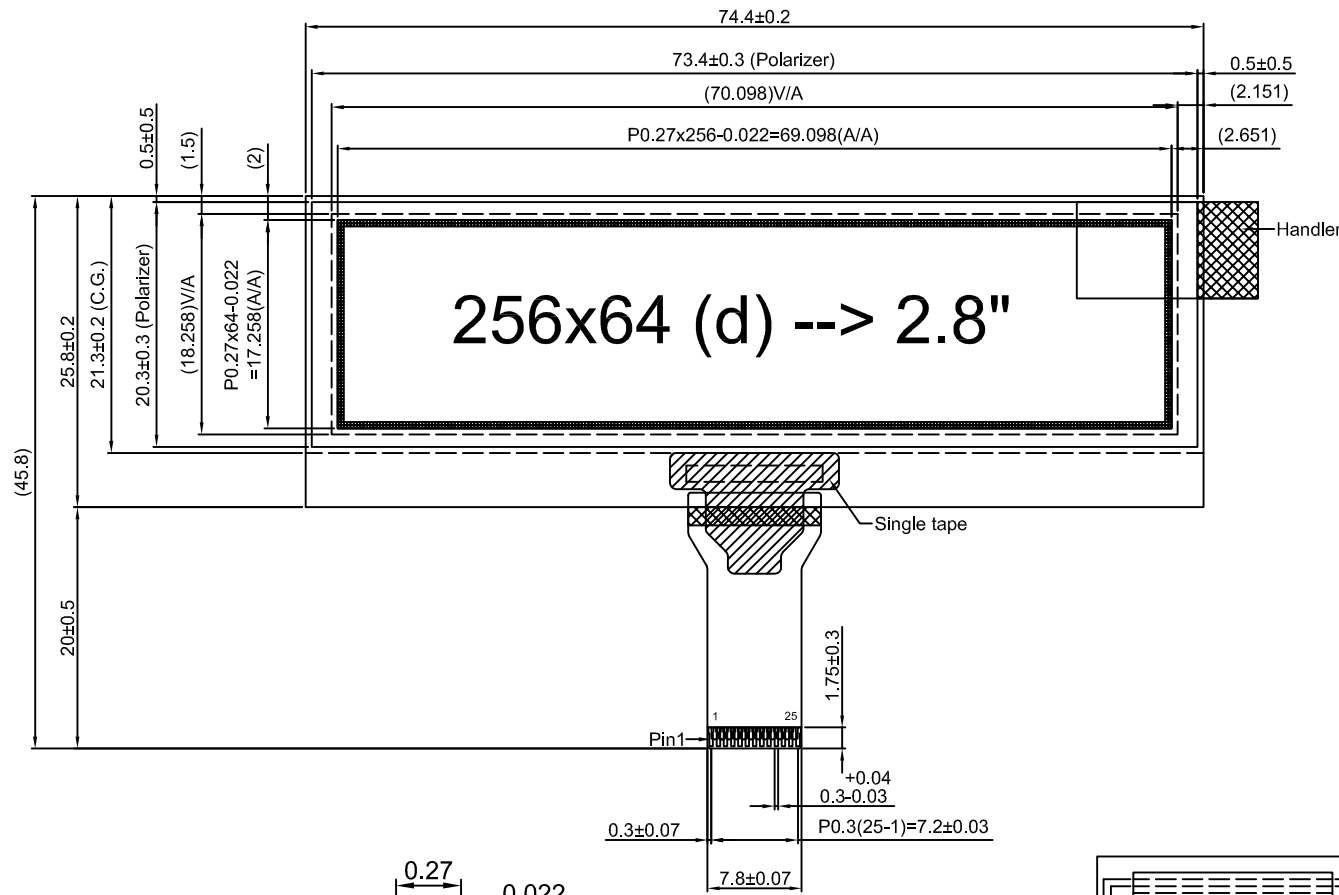
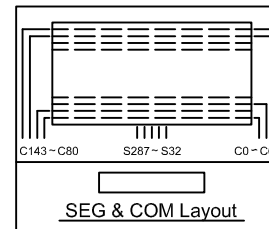
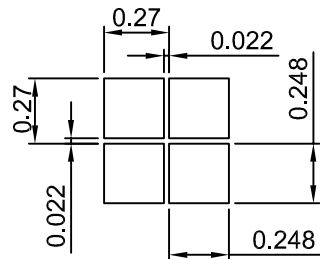


PIN ASSIGNMENT

PIN	SYMBOL
1	VLSS
2	VCOMH
3	VSS
4	VDD
5	VCC
6	VSL
7	IREF
8	RES#
9	CS#
10	D/C#
11	BS2
12	BS1
13	RW#
14	RD#
15	D0
16	D1
17	D2
18	D3
19	D4
20	D5
21	D6
22	D7
23	VCC
24	VSS
24	VLSS



Connector:HRS
FH35C-25S-0.3SHW
Double-sided contact



NOTES:

1. DISPLAY TYPE: OLED (YELLOW).
2. DOT MATRIX: 256x64 (D).
3. DOT SIZE: 0.248x0.248MM.
4. DOT PITCH: 0.27x0.27MM
5. APERTURE RATE: 84%.
6. ACTIVE AREA: 69.098X17.258MM
7. DRIVER IC: SSD1363Z.
8. GENERAL TOLERANCE: ±0.5MM.



MULTI-INNO TECHNOLOGY CO.,LTD.

01	FIRST ISSUE	RITA	2020.02.28
VER.	REVISED DESCRIPTION	REVISER	DATE

DRAWN BY:	RITA	2020.02.28		MODULE P/N:	M125664N0-Y
CHECKED BY:			SCALE : 1/1		
APPROVED BY:			UNIT: mm	DESCRIPTION:	OLED MODULE
VERSION NO:	01		SHEET NO.: 1/1		