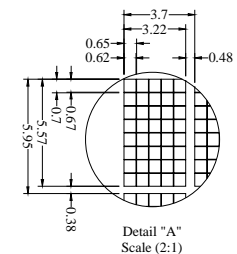
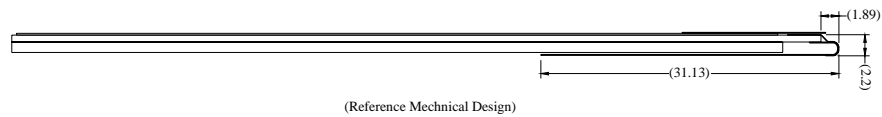
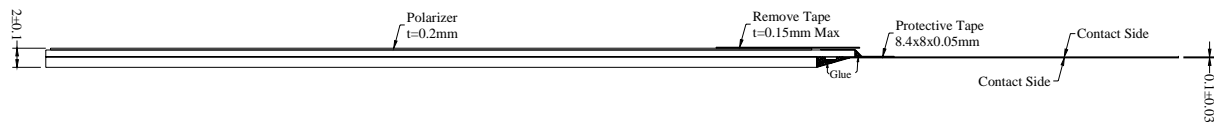


Pin	Symbol
1	N.C.
2	VSL
3	VSS
4	REGVDD
5	SHLC
6	SHLS
7	VDD
8	VDDIO
9	BS0
10	BS1
11	BS2
12	GPIO
13	CS#
14	RES#
15	D/C#
16	R/W#(WR#)
17	E(RD#)
18	D0
19	D1
20	D2
21	D3
22	D4
23	D5
24	D6
25	D7
26	IREF
27	ROM0
28	ROM1
29	OPR0
30	OPR1
31	VCOMH
32	VCC
33	N.C.



Notes:

1. Color: White
2. Driver IC: US2066
3. Interface: 4-/8-bit 68XX/80XX Parallel, SPI, I2C
4. General Tolerance: ± 0.30
5. The total thickness (2.10 Max) is without polarizer protective film & remove tape. The actual assembled total thickness with above materials should be 2.35 Max.

CUSTOMER APVL	CUSTOMER	DATE	
DRAWN	SCALE	TITLE	
DFTG CHK	UNIT	M12002AO-W	
ENGR CHK	mm	MODEL	
APPROVAL		DWG NO	
MULTI-INNO TECHNOLOGY CO.,LTD.			PAGE 1/1