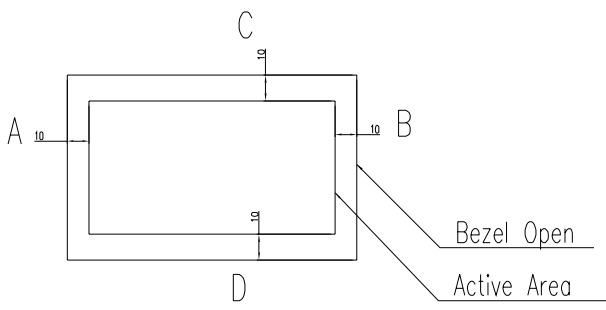
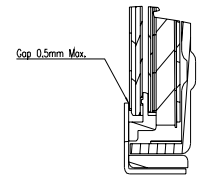

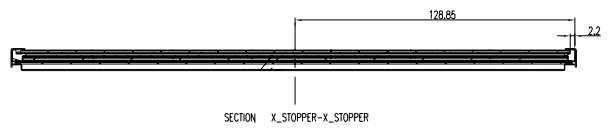
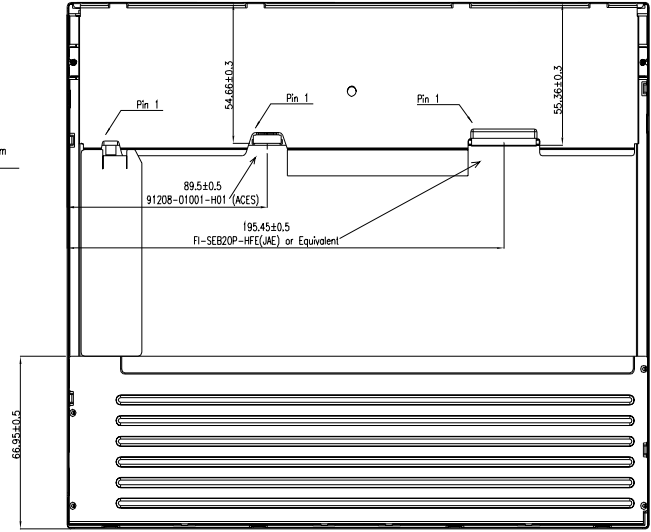
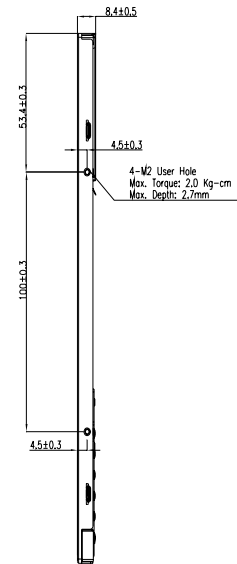
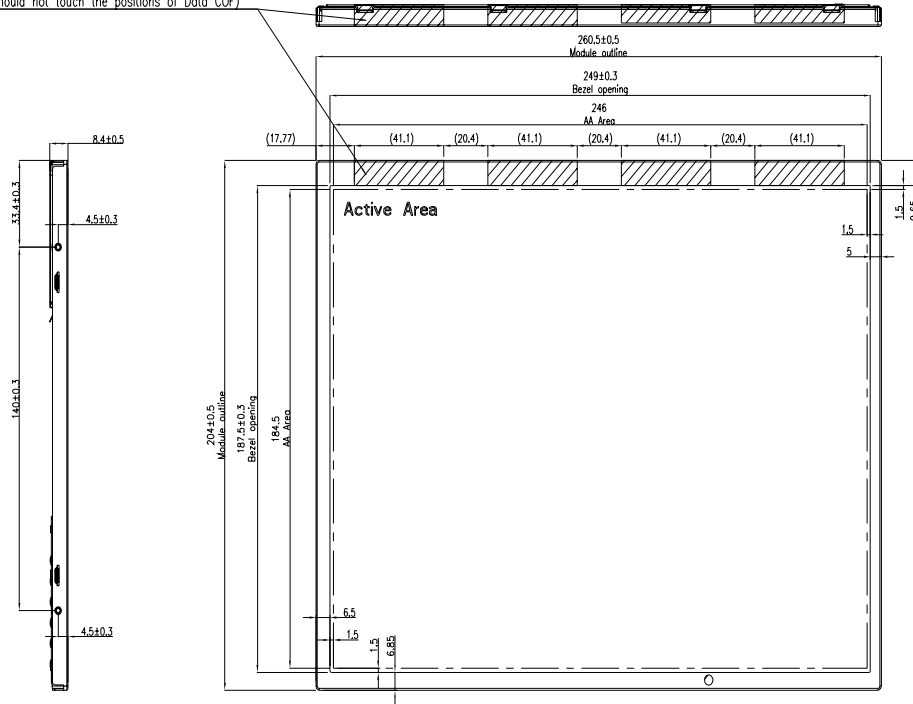


Data COF Position
 (SI mechanical structure should not touch the positions of Data COF)



- NOTES:
 1. OUTLINE TOLERANCE: $\pm 0.5\text{mm}$.
 2. "*" MARKS THE DESIGN CRITICAL DIMENSION.
 3. "Ⓢ" MARKS THE PROCESS CRITICAL DIMENSION.
 4. MAX SCREW LENGTH: 2.7mm.
 5. MAX SCREW TORQUE: 2.0 kg-cm.
 6. Display area position tolerance: $|A-B| \leq 1\text{mm}$ & $|C-D| \leq 1\text{mm}$.

		MULTI-INNO TECHNOLOGY CO.,LTD.	
		DRAWN BY: CAROL 2014.08.15 CHECKED BY: APPROVED BY: VERSION NO: 01	SCALE : 1/1 UNIT: mm
MODULE P/N: MI1210LT-1 DESCRIPTION: TFT MODULE			

01	FIRST ISSUE	2014.08.15
VER.	REVISED DESCRIPTION	DATE