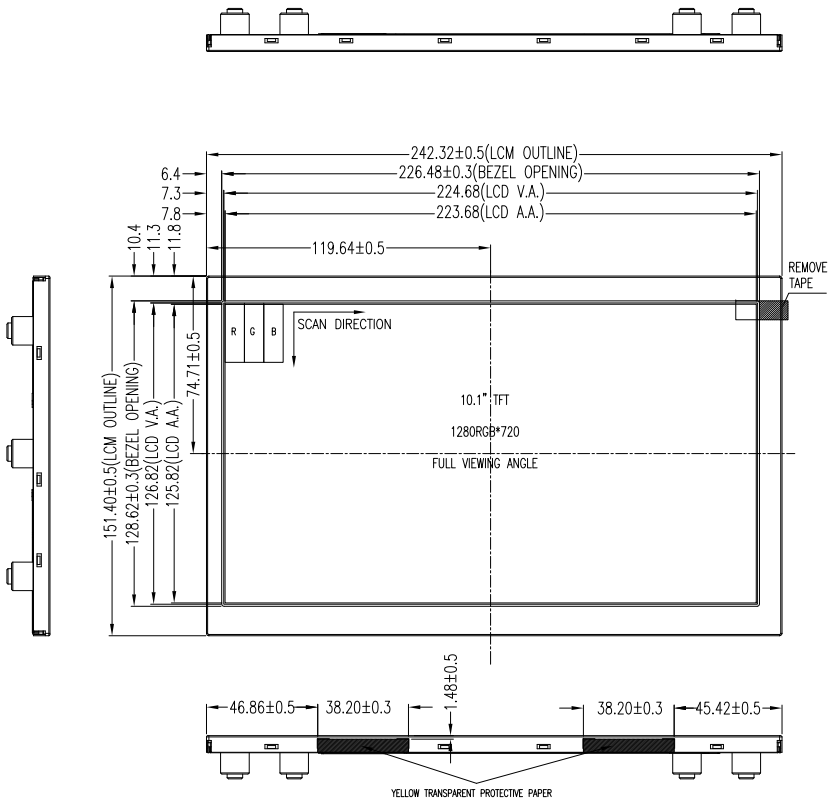

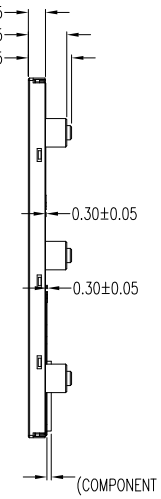

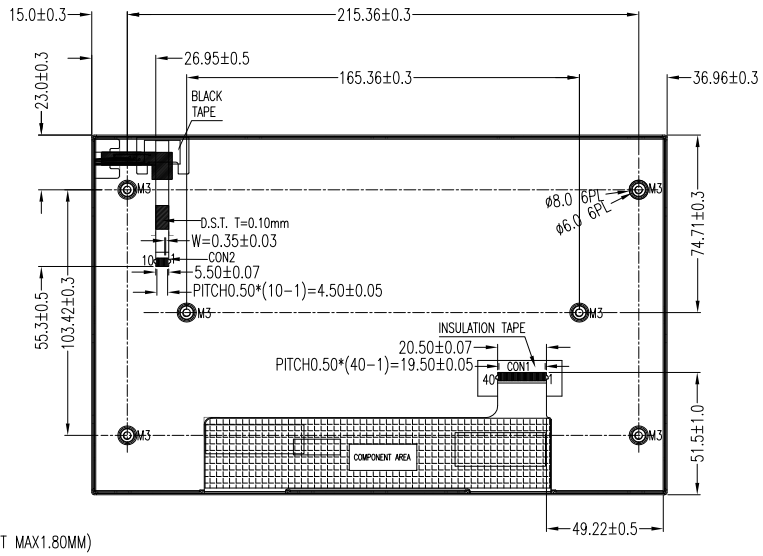

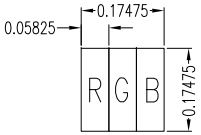

PIXEL DETAIL
SCALE(200:1)

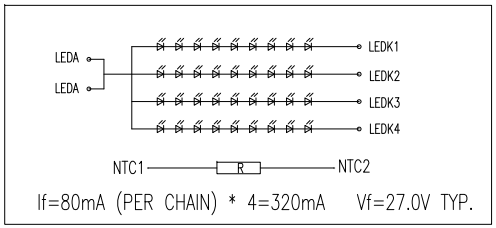

BACKLIGHT DIAGRAM CIRCUIT

PIN ASSIGNMENT FOR CON1	
PIN	SYMBOL
1	GND
2	NC
3	VGH
4	VGL
5	NC
6	CA3
7	VDDOTP
8	NC
9	UD
10	LR
11	ATREN
12	VDD
13	VDD
14	NC
15	GND
16	GND
17	LVDON
18	LVDOP
19	GND
20	LVD1N
21	LVD1P
22	GND
23	LVDCLKN
24	LVDCLKP
25	GND
26	LVD2N
27	LVD2P
28	GND
29	LVD3N
30	LVD3P
31	GND
32	STBYB
33	RESET
34	SDA
35	SCL
36	CSB
37	GND
38	NC
39	GND
40	GND

PIN ASSIGNMENT FOR CON2	
PIN	SYMBOL
1	A1
2	A2
3	NC
4	K1
5	K2
6	K3
7	K4
8	NC
9	NTC1
10	NTC2

NOTES:

1. DISPLAY TYPE: TFT, TRANSMISSIVE, NORMALLY BLACK
2. OPERATING VOLTAGE: VDD=3.3V (TYP.)
3. VIEWING DIRECTION: FULL VIEWING ANGLE
4. DRIVER IC: HX8290A*2 + HX8695E*1
5. OPERATING TEMP.: -40°C ~ 85°C
6. STORAGE TEMP.: -40°C ~ 90°C
7. LED BACKLIGHT: 36-CHIP WHITE LED, If=80mA*4=320mA, Vf=23.5V~30.5V
8. SURFACE LUMINANCE: 1000CD/M^2 (TYP.)
9. TOP POLARIZER SURFACE TREATMENT: TBD
10. RECOMMEND MATCHING CONNECTOR FOR CON1: HRS FH28-40S-0.5SH OR EQUIVALENT
    RECOMMEND MATCHING CONNECTOR FOR CON2: HRS FH28-10S-0.5SH OR EQUIVALENT
11. ONLY THE SINGLE LAYER AREA ON FPC IS BENDABLE AND THE MINIMUM BEND RADIUS IS 1.5MM
12. GENERAL TOLERANCE: ±0.5MM
13. ROHS COMPLIANT

VER.	REVISED DESCRIPTION	REVISER	DATE
01	FIRST ISSUE	RITA	2022.10.21

MULTI-INNO TECHNOLOGY CO., LTD.

DRAWN BY:	RITA 20221021		MODULE P/N: MI1010BT-1
CHECKED BY:		SCALE : 1/1	
APPROVED BY:		UNIT: mm	DESCRIPTION: TFT MODULE
VERSION NO:	01	SHEET NO.: 1/1	