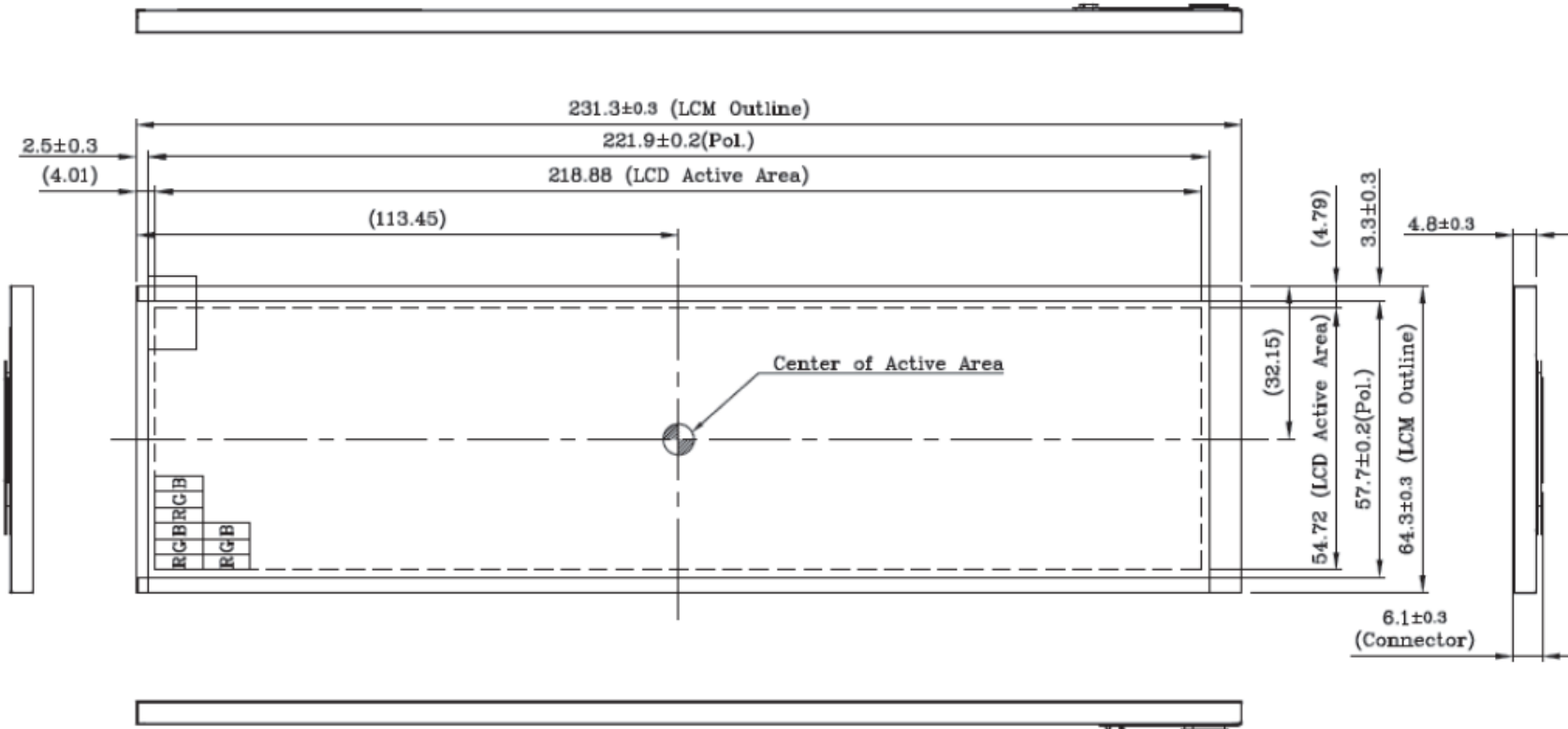


PIN ASSIGNMENT

NO.	SYMBOL
1	GND
2	NC
3	LED+
4	LED+
5	NC
6	LED-
7	LED-
8	NC
9	GND
10	NC
11	AVDD
12	NC
13	VGH
14	NC
15	VGL
16	NC
17	GND
18	VCOM
19	GND
20	GND
21	RESET
22	VDD
23	STBYB
24	TP_SYNC
25	GND
26	D0P
27	D0N
28	GND
29	D1P
30	D1N
31	GND
32	CLKP
33	CLKN
34	GND
35	D2P
36	D2N
37	GND
38	D3P
39	D3N
40	GND



NOTES:

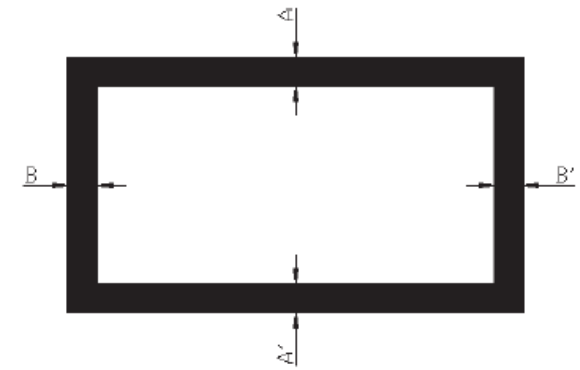
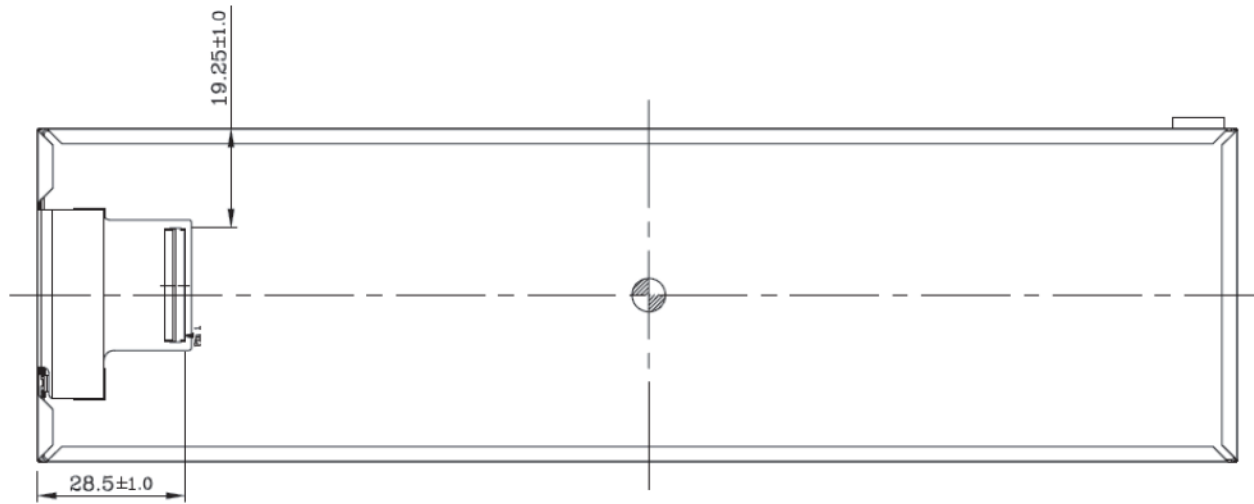
1. DISPLAY TYPE: TFT, TRANSMISSIVE, NORMALLY BLACK.
2. OPERATING VOLTAGE: VDD=3.3V.
3. VIEWING DIRECTION: FULL VIEWING ANGLE.
4. OPERATING TEMP.: -20°C ~ 70°C.
5. STORAGE TEMP.: -30°C ~ 80°C.
6. LED BACKLIGHT: WHITE LED, If=160mA, Vf=17.5V(MAX.).
7. TOP POLARIZER SURFACE TREATMENT: GLARE. Δ
8. SURFACE LUMINANCE: 600CD/M²(TYP).
9. GENERAL TOLERANCE: ±0.3MM.
10. ROHS COMPLIANT.



MULTI-INNO TECHNOLOGY CO.,LTD.

VER.	REVISER	DATE	DESCRIPTION
02	RITA	2019.09.24	CORRECT THE TOP POLARIZER SURFACE TREATMENT.
01	CAROL	2018.09.05	FIRST ISSUE

DRAWN BY:	CAROL	20180905		MODULE P/N:	M0880AT-1
CHECKED BY:				SCALE :	1/1
APPROVED BY:				UNIT:	mm
VERSION NO.:	02			SHEET NO.:	1/2
				DESCRIPTION:	TFT MODULE



BM Assembly Tolerance

$$|A - A'| \leq 1 \text{ (mm)}$$

$$|B - B'| \leq 1 \text{ (mm)}$$

NOTES:

1. DISPLAY TYPE: TFT, TRANSMISSIVE, NORMALLY BLACK.
2. OPERATING VOLTAGE: VDD=3.3V.
3. VIEWING DIRECTION: FULL VIEWING ANGLE.
4. OPERATING TEMP.: -20°C ~ 70°C.
5. STORAGE TEMP.: -30°C ~ 80°C.
6. LED BACKLIGHT: WHITE LED, If=160mA, Vf=17.5V(MAX.).
7. TOP POLARIZER SURFACE TREATMENT: GLARE.
8. SURFACE LUMINANCE: 600CD/M²(TYP).
9. GENERAL TOLERANCE: ±0.3MM.
10. ROHS COMPLIANT.



MULTI-INNO TECHNOLOGY CO.,LTD.

DRAWN BY:		CAROL	20180905		MODULE P/N:
02	CORRECT THE TOP POLARIZER SURFACE TREATMENT.	RITA	2019.09.24	CHECKED BY:	SCALE : 1/1
01	FIRST ISSUE	CAROL	2018.09.05	APPROVED BY:	UNIT: mm
VER.	REVISED DESCRIPTION	REVISER	DATE	VERSION NO:	SHEET NO.: 2/2
				02	DESCRIPTION: TFT MODULE