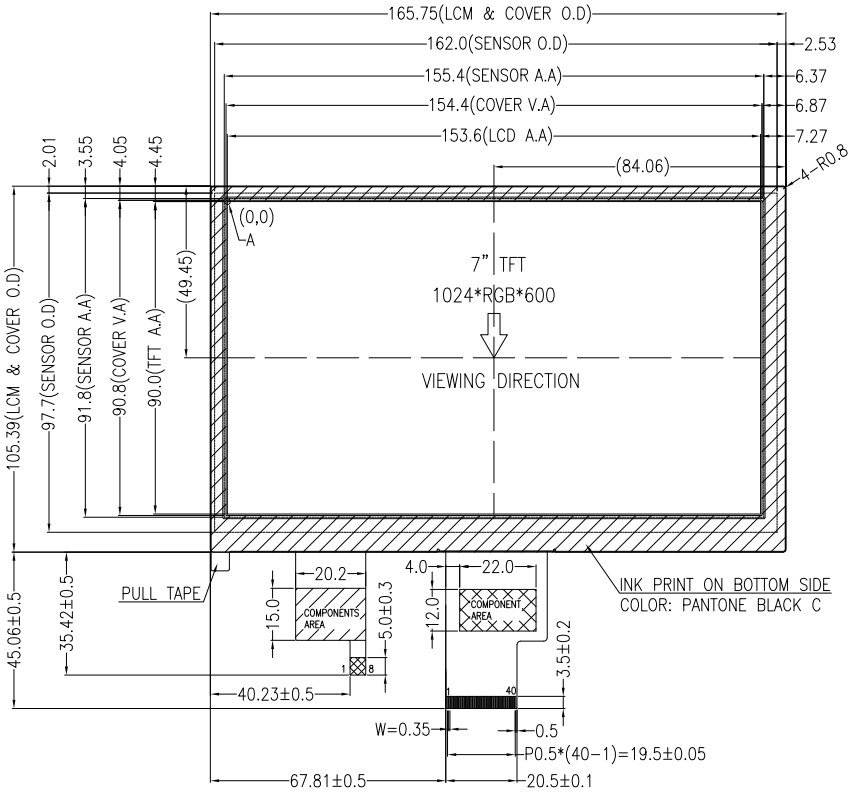





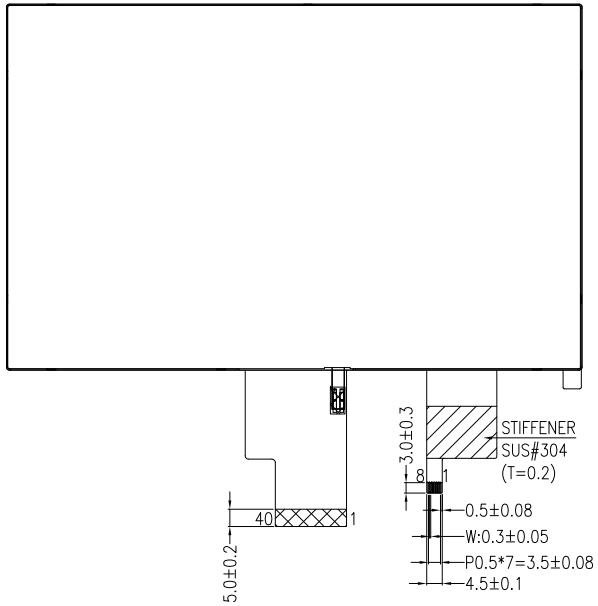


| PIN DESCRIPTION FOR CTP | | PIN DESCRIPTION FOR TFT | |
|---|---|---|---|
| PIN | SYMBOL | PIN | SYMBOL |
| 1 | VSS | 1 | VCOM |
| 2 | VCC | 2 | VDD |
| 3 | SDA | 3 | VDD |
| 4 | SCL | 4 | NC |
| 5 | /RST | 5 | RESET |
| 6 | INT | 6 | STBYB |
| 7 | NC | 7 | GND |
| 8 | VSS | 8 | RXIN0− |
| | | 9 | RXIN0+ |
| | | 10 | GND |
| | | 11 | RXIN1− |
| | | 12 | RXIN1+ |
| | | 13 | GND |
| | | 14 | RXIN2− |
| | | 15 | RXIN2+ |
| | | 16 | GND |
| | | 17 | RXCLKIN− |
| | | 18 | RXCLKIN+ |
| | | 19 | GND |
| | | 20 | RXIN3− |
| | | 21 | RXIN3+ |
| | | 22 | GND |
| | | 23 | NC |
| | | 24 | NC |
| | | 25 | GND |
| | | 26 | NC |
| | | 27 | DIMO |
| | | 28 | SELB |
| | | 29 | AVDD |
| | | 30 | GND |
| | | 31 | LED− |
| | | 32 | LED− |
| | | 33 | L/R |
| | | 34 | U/D |
| | | 35 | VGL |
| | | 36 | CABCEN1 |
| | | 37 | CABCEN0 |
| | | 38 | VGH |
| | | 39 | LED+ |
| | | 40 | LED+ |

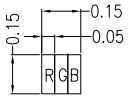


DETAIL A
(SCALE 30:1)

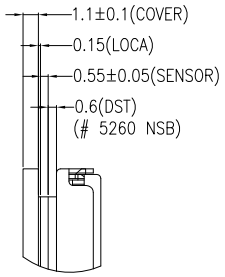


DETAIL B
(SCALE 30:1)

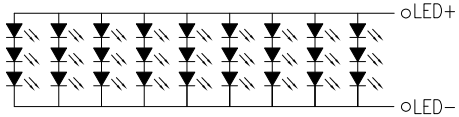


BACKLIGHT CIRCUIT DIAGRAM

NOTES FOR TFT:

1. DISPLAY TYPE: TFT, TRANSMISSIVE, NORMALLY WHITE
2. OPERATING VOLTAGE: VDD=3.3V (TYP.)
3. VIEWING DIRECTION: 12:00 O'CLOCK
4. DRIVER IC: HX8282 + HX8677 [2]
5. LED BACKLIGHT: 27-CHIP WHITE LED, If=180mA, Vf=9.6V
6. TOP POLARIZER SURFACE TREATMENT: GLARE

NOTES FOR CTP:

1. 7.0 INCH PROJECTIVE CAPACITIVE TOUCH PANEL
2. COVER GLASS + SENSOR GLASS + FPCA
3. OPERATING VOLTAGE: VCC=IOVCC=3.3V
4. DRIVER IC: FT5426-003
5. INTERFACE: $I^2C$
6. RESOLUTION: 1024*600
7. MULTI FINGER: UP TO 10
8. HARDNESS OF COVER SURFACE: 7H
9. FIRMWARE FILE: TBD

NOTES FOR OTHERS:

1. OPERATING TEMP.: −20°C ~ 70°C
2. STORAGE TEMP.: −30°C ~ 80°C
3. SURFACE LUMINANCE: 425 CD/M^2 (TYP.)
4. THE SINGLE LAYER AREA OF FPC IS BENDABLE AND THE BENDING RADIUS MUST BE NOT LESS THAN 1.5MM
5. GENERAL TOLERANCE: ±0.3MM
6. ROHS COMPLIANT

| VER. | REVISED DESCRIPTION | REVISER | DATE |
|---|---|---|---|
| 02 | CORRECT THE DRIVER IC P/N. | RITA | 2021.12.21 |
| 01 | FIRST ISSUE | CAROL | 2021.12.03 |

MULTI-INNO TECHNOLOGY CO., LTD.

| | | | |
|---|---|---|---|
| DRAWN BY: | CAROL 2021.12.03 | | MODULE P/N: MI0700XT-19CP4 |
| CHECKED BY: | | SCALE : 1/1 | |
| APPROVED BY: | | UNIT: mm | DESCRIPTION: TFT + CTP MODULE |
| VERSION NO: | 02 | SHEET NO.: 1/1 | |