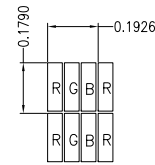
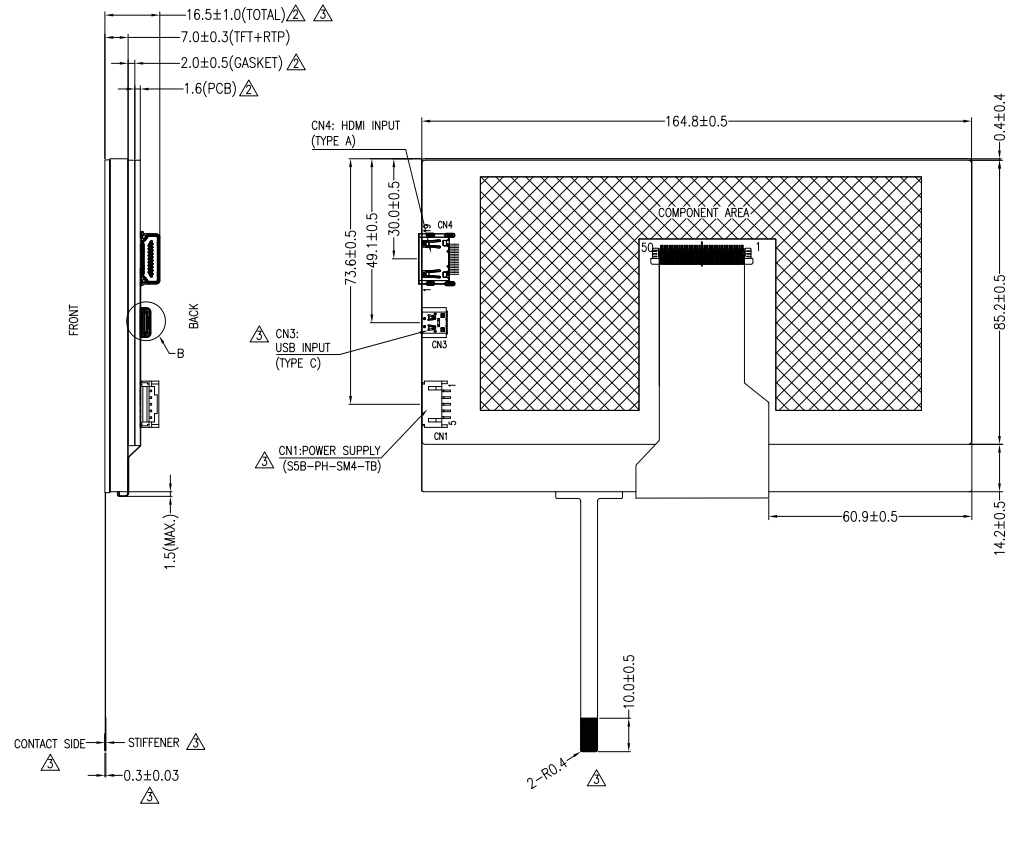
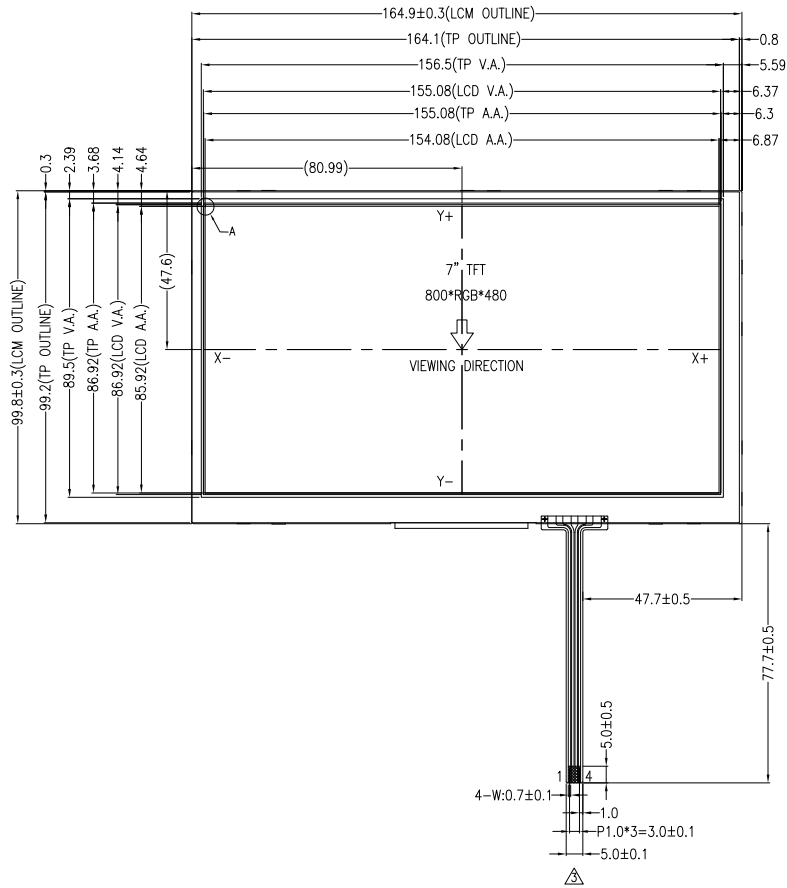
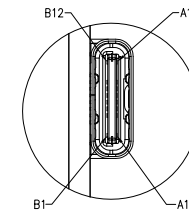


NO MECHANICAL HOUSING TO HOLD THE TFT, PCBA AND THE TOUCH PANEL ON THIS PRODUCT, SO THE END USER'S MECHANICAL DESIGN MUST INCLUDE A HOUSING FOR PREVENTING THE SEPARATION OF THE TFT AND THE TOUCH PANEL.



DETAIL A
(SCALE 40:1)



DETAIL B
(SCALE 4:1)

PIN ASSIGNMENT FOR CN4 (HDMI INPUT)	
PIN	SYMBOL
1	TMDS DATA 2+
2	TMDS DATA 2 SHIELD
3	TMDS DATA 2-
4	TMDS DATA 1+
5	TMDS DATA 1 SHIELD
6	TMDS DATA 1-
7	TMDS DATA 0+
8	TMDS DATA 0 SHIELD
9	TMDS DATA 0-
10	TMDS CLOCK+
11	TMDS CLOCK SHIELD
12	TMDS CLOCK-
13	CEC
14	RESERVED (N.C. ON DEVICE)
15	SCL
16	SDA
17	DDC/CEC GROUND
18	+5V POWER
19	HOT PLUG DETECT

PIN ASSIGNMENT FOR CN1 (POWER SUPPLY AND BACKLIGHT BRIGHTNESS ADJUSTING)	
PIN	SYMBOL
1	VCC(+12V)
2	GND
3	GND
4	BL_PWM
5	BL_EN

PIN ASSIGNMENT FOR RTP	
PIN	SYMBOL
1	Y+
2	X-
3	Y-
4	X+

NOTES:

1. DISPLAY TYPE: TFT, TRANSMISSIVE, NORMALLY WHITE
2. POWER SUPPLY (CN1): VDD=12.0V (TYP.)
3. VIEWING DIRECTION: 12 O'CLOCK
4. DRIVER IC: RTD2660H
5. OPERATING TEMP.: -20°C ~ 70°C
6. STORAGE TEMP.: -30°C ~ 80°C
7. INTERFACE: HDMI AND USB INPUT
8. LED BACKLIGHT: WHITE LED, BUILT-IN BACKLIGHT DRIVER
9. TOP POLARIZER SURFACE TREATMENT: ANTI-GLARE
10. SURFACE LUMINANCE: 320 CD/M² (TYP.) WITH RTP
11. ONLY THE SINGLE LAYER AREA ON FPC IS BENDABLE AND THE MINIMUM BEND RADIUS IS 1.5MM
12. GENERAL TOLERANCE: ±0.3MM
13. ROHS COMPLIANT

MULTI-INNO TECHNOLOGY CO., LTD.

03	OPTIMIZE THE HDMI BOARD DESIGN, DELETE REDUNDANT FUNCTION, ADD RTP FPC RELATED DIMENSIONS AND INFORMATION.	CAROL	2022.08.29	DRAWN BY:	RITA	2019.05.15		MODULE P/N:	
02	ADD GASKET, MODIFY MODULE TOTAL THICKNESS.	CAROL	2019.10.25	CHECKED BY:			SCALE : 1/1		MI0700S6T-1RP-HB
01	FIRST ISSUE	RITA	2019.05.15	APPROVED BY:			UNIT: mm	DESCRIPTION:	
VER.	REVISED DESCRIPTION	REVISER	DATE	VERSION NO:	03		SHEET NO.: 1/1		TFT + RTP + PCBA MODULE