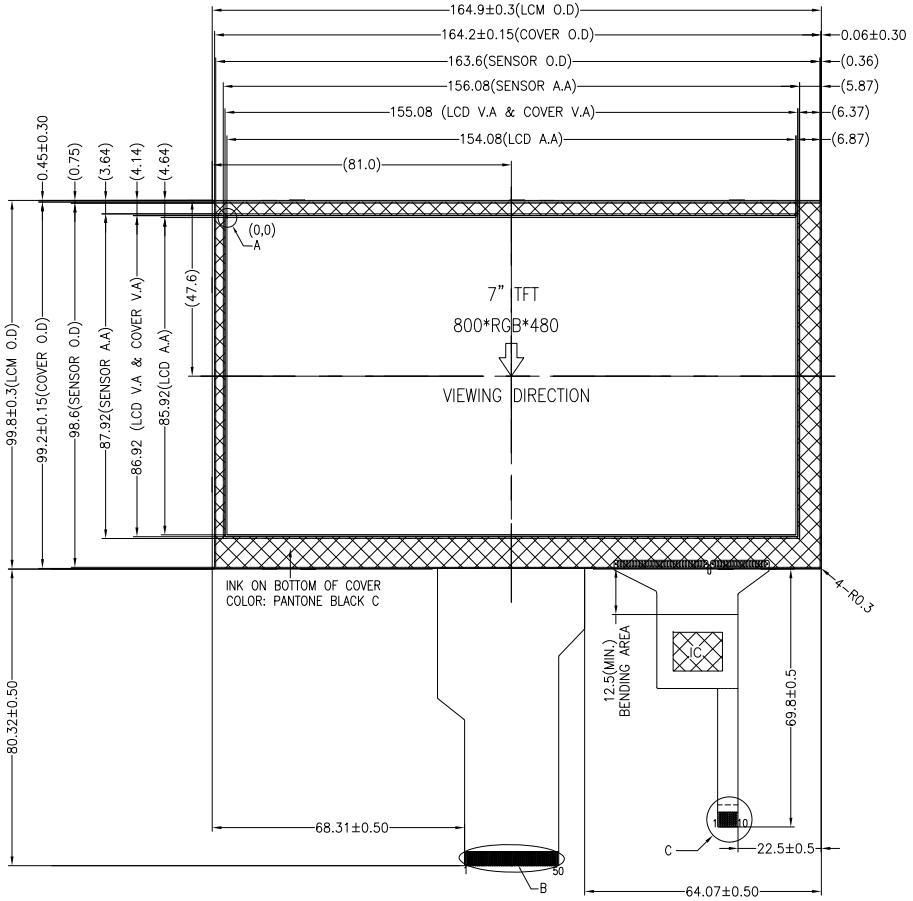

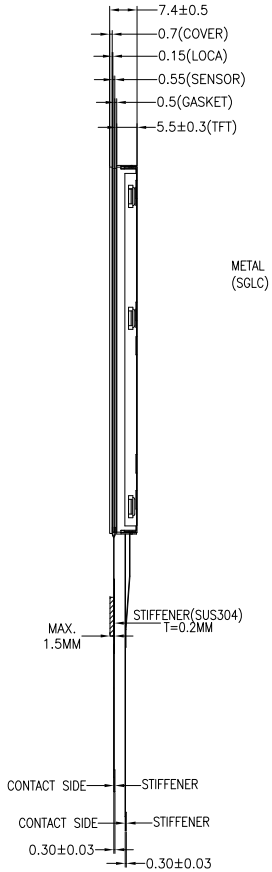

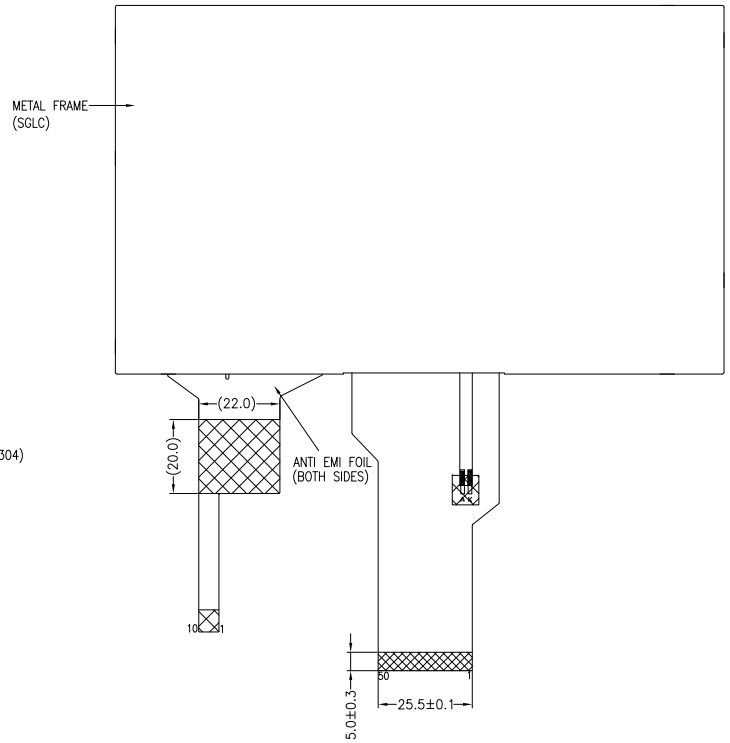

PIN ASSIGNMENT FOR LCD	
NO.	SYMBOL
1	LED+
2	LED+
3	LED−
4	LED−
5	GND
6	VCOM
7	DVDD
8	MODE
9	DE
10	VS
11	HS
12	B7
13	B6
14	B5
15	B4
16	B3
17	B2
18	B1
19	B0
20	G7
21	G6
22	G5
23	G4
24	G3
25	G2
26	G1
27	G0
28	R7
29	R6
30	R5
31	R4
32	R3
33	R2
34	R1
35	R0
36	GND
37	DCLK
38	GND
39	L/R
40	U/D
41	VGH
42	VGL
43	AVDD
44	RESET
45	NC
46	VCOM
47	DITHB
48	GND
49	NC
50	NC

PIN ASSIGNMENT FOR CTP	
NO.	SYMBOL
1	VSS
2	VDD
3	SCL(SSEL)
4	NC(SCK)
5	SDA(MOSI)
6	NC(MISO)
7	/RST
8	NC
9	/INT
10	VSS

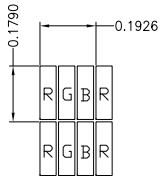

DETAIL A
(SCALE 40:1)

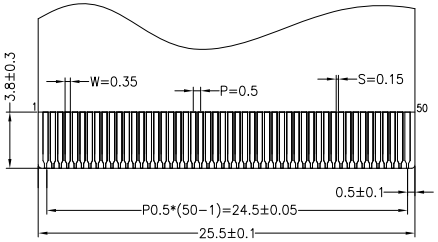

DETAIL B
(SCALE 5:1)

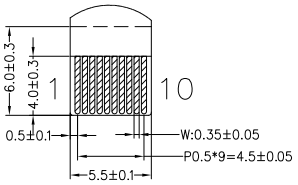

DETAIL C
(SCALE 4:1)

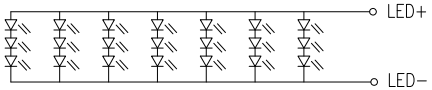

BACKLIGHT CIRCUIT DIGRAM

NOTES FOR TFT:
1. DISPLAY TYPE: TFT/TRANSMISSIVE/NORMALLY WHITE
2. OPERATING VOLTAGE: DVDD=3.3V
3. VIEWING DIRECTION: 12 O'CLOCK
4. DRIVER IC: HX8264−E00+HX8664−B00 or EK9713CA+EK73002ACGB
5. OPERATING TEMP.: −20°C~70°C
6. STORAGE TEMP.: −30°C~80°C
7. LED BACKLIGHT: 21−CHIP WHITE LED, IF=140mA, VF=9.6V±1.2V
8. SURFACE LUMINANCE: 340CD/M² WITH CTP(TYP.)
9. TREATMENT OF TOP SURFACE: ANTI−GLARE
10. GENERAL TOLERANCE: ±0.2MM
11. ROHS COMPLIANT

NOTES FOR CTP:
1. PROJECTIVE CAPACITIVE TOUCH PANEL
2. OPERATING VOLTAGE: VDD=3.3V
3. COVER GLASS + SENSOR GLASS + FPCA
4. RESOLUTION: 800 X 480 DOTS
5. IC DRIVER: FT5426−003
6. MULTI FINGER: UP TO 5
7. HARDNESS OF COVER SURFACE: 7H

VER.	REVISED DESCRIPTION	REVISER	DATE
02	MODIFY THE IC DRIVER OF TFT FROM HX8264+HX8664 TO HX8264−E00+HX8664−B00 or EK9713CA+EK73002ACGB MODIFY THE IC DRIVER OF CTP FROM FT5426DQS TO FT5426−003	CAROL	2021.10.11
01	FIRST ISSUE	CAROL	2017.07.14

MULTI−INNO TECHNOLOGY CO., LTD.

DRAWN BY:	CAROL 2017.07.14		MODULE P/N: MI0700S6T−1CP1
CHECKED BY:		SCALE : 1/1	
APPROVED BY:		UNIT: mm	DESCRIPTION: TFT + CTP MODULE
VERSION NO:	02	SHEET NO.: 1/1	