

PIN ASSIGNMENT FOR CN3 (HDMI INPUT)	
PIN	SYMBOL
1	TMDS DATA 2+
2	TMDS DATA 2 SHIELD
3	TMDS DATA 2-
4	TMDS DATA 1+
5	TMDS DATA 1 SHIELD
6	TMDS DATA 1-
7	TMDS DATA 0+
8	TMDS DATA 0 SHIELD
9	TMDS DATA 0-
10	TMDS CLOCK+
11	TMDS CLOCK SHIELD
12	TMDS CLOCK-
13	CEC
14	RESERVED(N.C. ON DEVICE)
15	SCL
16	SDA
17	DDC/CEC GROUND
18	+5V POWER
19	HOT PLUG DETECT

PIN ASSIGNMENT FOR CN2 (USB INPUT)	
PIN	SYMBOL
1	VCC
2	D-
3	D+
4	NC
5	GND

NOTE FOR TFT:

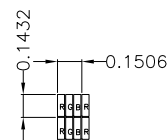
1. DISPLAY TYPE: TFT, TRANSMISSIVE, NORMALLY BLACK
2. OPERATING VOLTAGE: +12V(TYP.)/CN1, +5V(TYP.)/CN3
3. VIEWING DIRECTION: FULL VIEWING ANGLE
4. DRIVER IC: RTD2660H
5. LED BACKLIGHT: WHITE LED
6. TOP POLARIZER SURFACE TREATMENT: ANTI-GLARE

NOTE FOR CTP:

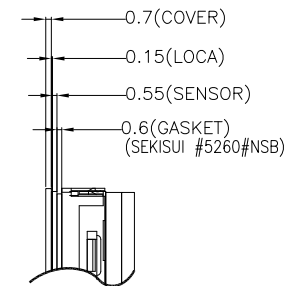
1. 7.0 INCH PROJECTIVE CAPACITIVE TOUCH PANEL
2. COVER GLASS + SENSOR GLASS + FPCA
3. OPERATING VOLTAGE: VCC=5.0V
4. DRIVER IC: ILI2511
5. INTERFACE: USB
6. RESOLUTION: 1024*600
7. MULTI FINGER: UP TO 10
8. HARDNESS OF COVER SURFACE: 6H
9. FIRMWARE FILE: MI0700DIP-C_Firmware_V01_20200720

NOTE FOR OTHERS:

1. OPERATING TEMP.: -20°C ~ 70°C
2. STORAGE TEMP.: -30°C ~ 80°C
3. SURFACE LUMINANCE: 1000 CD/M² (TYP.) WITH CTP
4. THE SINGLE LAYER AREA OF FPC IS BENDABLE AND THE BENDING RADIUS MUST BE NOT LESS THAN 2.0MM
5. GENERAL TOLERANCE: ±0.3MM
6. ROHS COMPLIANT



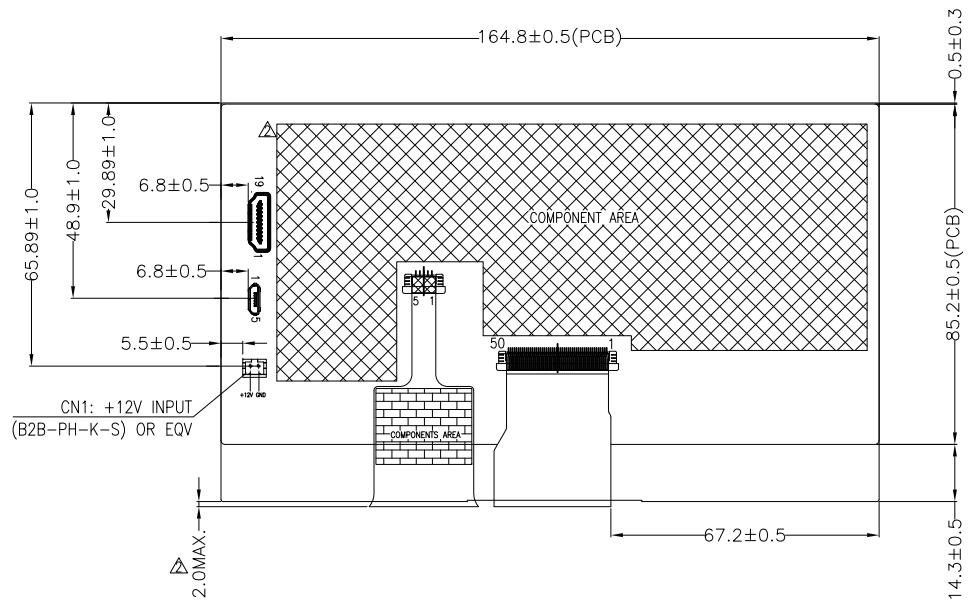
DETAIL A
SCALE 40:1



DETAIL B
SCALE 2:1

MULTI-INNO TECHNOLOGY CO.,LTD.			
DRAWN BY:	CAROL	2021.05.20	MODULE P/N:
CHECKED BY:			MI0700BNT-7CP1-HB1
APPROVED BY:			DESCRIPTION:
VERSION NO:	02		TFT + CTP + HDMI BOARD MODULE

VER.	REVISED DESCRIPTION	REVISER	DATE
02	CORRECT THE COMPONENT AREA OF THE PCB BOARD, CORRECT THE BENDING RADIUS FROM 1.5MM TO 2.0MM.	CAROL	2021.05.20
01	FIRST ISSUE	CAROL	2021.05.20



MULTI-INNO TECHNOLOGY CO.,LTD.

02	CORRECT THE COMPONENT AREA OF THE PCB BOARD. CORRECT THE BENDING RADIUS FROM 1.5MM TO 2.0MM.	CAROL	2021.05.20
01	FIRST ISSUE	CAROL	2021.05.20
VER.	REVISED DESCRIPTION	REVISER	DATE

DRAWN BY:	CAROL	2021.05.20		MODULE P/N:
CHECKED BY:			SCALE : 1/1	MI0700BNT-7CP1-HB1
APPROVED BY:			UNIT: mm	DESCRIPTION:
VERSION NO:	02		SHEET NO.: 2/2	TFT + CTP + HDMI BOARD MODULE