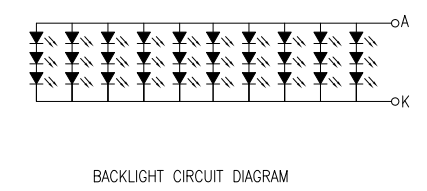
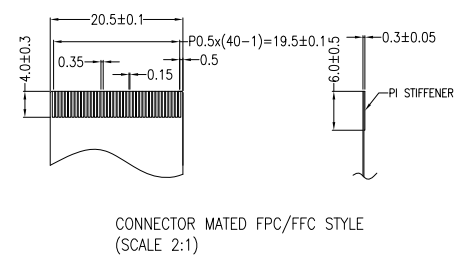
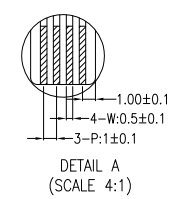
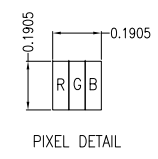


- NOTES:
1. DISPLAY TYPE: TFT, TRANSMISSIVE, NORMALLY WHITE
 2. OPERATING VOLTAGE: VCC=3.3V (TYP.)
 3. VIEWING DIRECTION: 12 O'CLOCK
 4. DRIVER IC: HX8262 + HX8678
 5. OPERATING TEMP.: -20°C ~ 70°C
 6. STORAGE TEMP.: -30°C ~ 80°C
 7. LED BACKLIGHT: 30-CHIP WHITE LED, IF=225mA, VF=9.2V
 8. LED P/N: 01.JT.CB320ZB-B
 9. SURFACE LUMINANCE: 720CD/M² (TYP.)
 10. TOP POLARIZER SURFACE TREATMENT: ANTI-GLARE
 11. BEZEL MATERIAL: STAINLESS STEEL
 12. GENERAL TOLERANCE: ±0.3MM
 13. ROHS COMPLIANT



PIN DESCRIPTION FOR TFT	
PIN	SYMBOL
1	GND
2	GND
3	NC
4	VCC
5	VCC
6	VCC
7	VCC
8	NC
9	DE
10	GND
11	GND
12	GND
13	B5
14	B4
15	B3
16	GND
17	B2
18	B1
19	B0
20	GND
21	G5
22	G4
23	G3
24	GND
25	G2
26	G1
27	G0
28	GND
29	R5
30	R4
31	R3
32	GND
33	R2
34	R1
35	R0
36	GND
37	GND
38	DCLK
39	GND
40	GND
PIN DESCRIPTION FOR RTP	
PIN	SYMBOL
1	Y+
2	X+
3	Y-
4	X-

MULTI-INNO TECHNOLOGY CO., LTD.

03	MODIFY BACKLIGHT CIRCUIT AND BEZEL MATERIAL	JACK	2015.09.15	DRAWN BY: JACK 2015.04.17	MODULE P/N: M10700AJT-5RP
02	REVISE DIMENSIONS IN DRAWING	JACK	2015.06.24		
01	FIRST ISSUE	JACK	2015.04.17		
VER.	REVISED DESCRIPTION	REVISER	DATE	CHECKED BY:	SCALE : 1/1
				APPROVED BY:	UNIT: mm
				VERSION NO: 03	SHEET NO.: 1/1
					DESCRIPTION: TFT + RTP MODULE