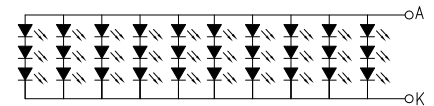
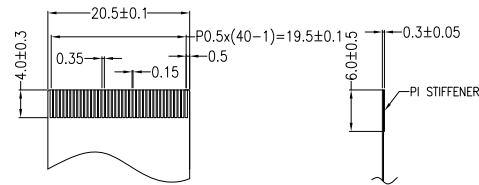
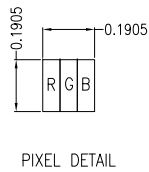


PIN DESCRIPTION	
PIN	SYMBOL
1	GND
2	GND
3	NC
4	VCC
5	VCC
6	VCC
7	VCC
8	NC
9	DE
10	GND
11	GND
12	GND
13	B5
14	B4
15	B3
16	GND
17	B2
18	B1
19	B0
20	GND
21	G5
22	G4
23	G3
24	GND
25	G2
26	G1
27	G0
28	GND
29	R5
30	R4
31	R3
32	GND
33	R2
34	R1
35	R0
36	GND
37	GND
38	DCLK
39	GND
40	GND



NOTES:

1. DISPLAY TYPE: TFT, TRANSMISSIVE, NORMALLY WHITE
2. OPERATING VOLTAGE: VCC=3.3V (TYP.)
3. VIEWING DIRECTION: 12 O'CLOCK
4. DRIVER IC: HX8262 + HX8678
5. OPERATING TEMP.: -20°C ~ 70°C
6. STORAGE TEMP.: -30°C ~ 80°C
7. LED BACKLIGHT: 30-CHIP WHITE LED, IF=225mA, VF=9.2V
8. LED P/N: 01.JT.CB320ZB-B
9. SURFACE LUMINANCE: 900CD/M<sup>2</sup> (TYP.)
10. TOP POLARIZER SURFACE TREATMENT: ANTI-GLARE
11. BEZEL MATERIAL: STAINLESS STEEL
12. GENERAL TOLERANCE: ±0.3MM
13. ROHS COMPLIANT

06	MODIFY BACKLIGHT CIRCUIT AND BEZEL MATERIAL	JACK	2015.09.14
05	REVISE DIMENSIONS IN DRAWING	JACK	2015.06.24
04	MODIFY CONNECTOR TYPE	JACK	2015.04.16
03	CHANGE THE UPPER POLARIZER TO BE GLARE TYPE	JACK	2015.03.31
02	CHANGE BACKLIGHT	JACK	2015.03.27
01	FIRST ISSUE	JACK	2014.11.26
VER.	REVISED DESCRIPTION	REVISER	DATE



MULTI-INNO TECHNOLOGY CO., LTD.

DRAWN BY:	JACK	2014.11.26		MODULE P/N:
CHECKED BY:				SCALE : 1/1
APPROVED BY:			UNIT: mm	DESCRIPTION:
VERSION NO:	06		SHEET NO.: 1/1	TFT MODULE