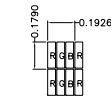
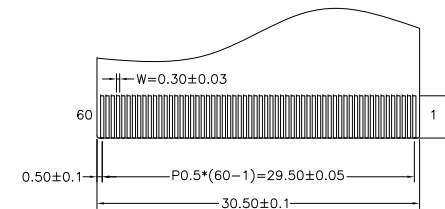
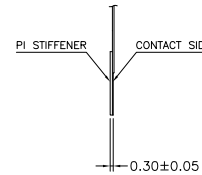


BACKLIGHT CIRCUIT DIAGRAM



DETAIL A
SCALE 40:1



FPC CONTACT SIDE DETAIL

PIN ASSIGNMENT

NO.	SYMBOL	NO.	SYMBOL
1	AGND	31	VSD
2	AVDD	32	MODE
3	DVDD	33	RSTB
4	RO	34	STBYB
5	R1	35	SHLR
6	R2	36	DVDD
7	R3	37	UPDN
8	R4	38	GND
9	R5	39	AGND
10	R6	40	AVDD
11	R7	41	VCOM
12	G0	42	DITH
13	G1	43	NC
14	G2	44	NC
15	G3	45	V10
16	G4	46	V9
17	G5	47	V8
18	G6	48	V7
19	G7	49	V6
20	B0	50	V5
21	B1	51	V4
22	B2	52	V3
23	B3	53	V2
24	B4	54	V1
25	B5	55	NC
26	B6	56	VGH
27	B7	57	DVDD
28	DCLK	58	VGL
29	DE	59	GND
30	HSD	60	NC

NOTES:

1. DISPLAY TYPE: TFT, TRANSMISSIVE, NORMALLY WHITE
2. OPERATING VOLTAGE: DVDD=3.3V (TYP.)
3. VIEWING DIRECTION: 12:00 O'CLOCK
4. DRIVER IC: ILI6123H+ILI5480
5. OPERATING TEMP.: -20°C ~70°C.
6. STORAGE TEMP.: -30°C ~ 80°C
7. BACKLIGHT: 17-CHIP WHITE LED, IF=180mA, Vf=8.4V~10.2V.
8. SURFACE LUMINANCE: 600CD/M² (MIN.)
9. TOP POLARIZER SURFACE TREATMENT: ANTI-GLARE
10. RECOMMEND MATCHING CONNECTOR: FH28-60S-0.5SH OR EQUIVALENT
11. THE SINGLE LAYER AREA OF FPC IS BENDABLE AND THE BENDING RADIUS MUST BE NOT LESS THAN 1.5MM
12. GENERAL TOLERANCE: ±0.3MM
13. ROHS COMPLIANT

05	CORRECT FPC LENGTH FROM 49.3MM TO 44.1MM.	RITA	2021.08.30
04	CORRECT FPC LENGTH FROM 49.6MM TO 49.3MM. ADD THE P/N OF BACKLIGHT CONNECTOR.	RITA	2017.11.23
03	CORRECT THE VIEWING DIRECTION FROM 6 O'CLOCK TO 12 O'CLOCK. CORRECT THE THICKNESS OF TFT FROM 4.8MM TO 5.0MM. CORRECT FPC LENGTH FROM 50.6MM TO 49.6MM.	RITA	2017.11.13
02	MODIFY THE CURRENT OF B/L. CORRECT THE THICKNESS OF TFT.	RITA	2017.10.23
01	FIRST ISSUE	RITA	2017.10.09
VER.	REVISED DESCRIPTION	REVISER	DATE

MULTI-INNO TECHNOLOGY CO., LTD.		DRAWN BY: RITA 2017.10.09		MODULE P/N:	
		CHECKED BY:		SCALE : 1/1	
APPROVED BY:		UNIT: mm		DESCRIPTION:	
VERSION NO: 05		SHEET NO.: 1/1		M0620DT-3	
				TFT MODULE	