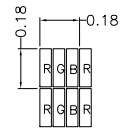
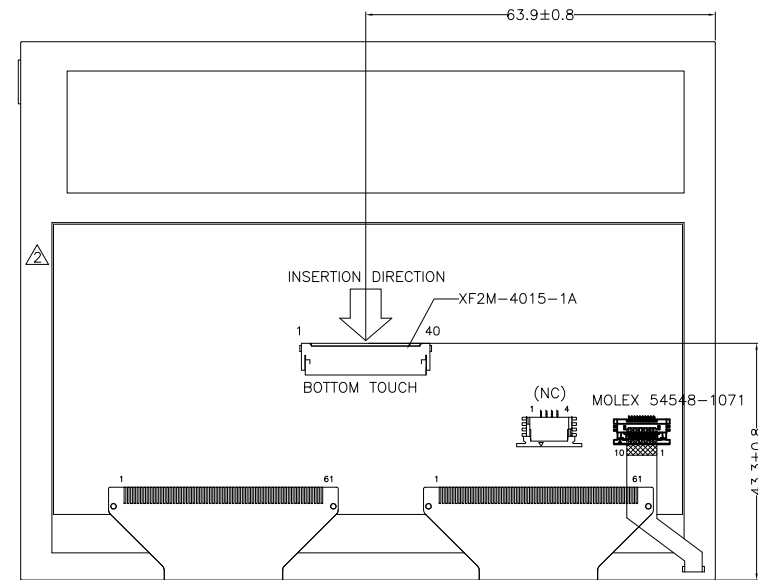
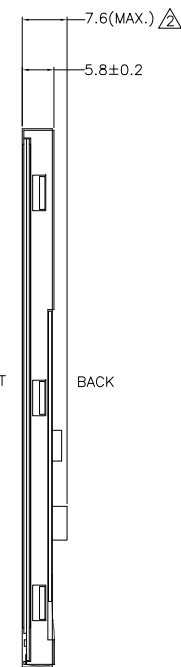
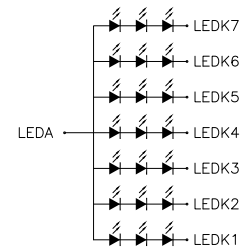


FRONT BACK



DETAIL A
(SCALE 40:1)



BACKLIGHT CIRCUIT DIAGRAM

NOTES:

1. DISPLAY TYPE: TFT/TRANSMISSIVE/NORMALLY WHITE.
2. OPERATING VOLTAGE: VCC=3.3V, VLED=5.0V.
3. VIEWING DIRECTION: 6:00 O'CLOCK.
4. DRIVER IC: HX8250-A01+HX8678A.
5. OPERATING TEMP.: -20°~70°.
6. STORAGE TEMP.: -30°~80°.
7. BACKLIGHT: 21-CHIP WHITE LED, IF=155mA, VF=8.2V.
8. SURFACE LUMINANCE: 1000CD/M²(TYP.).
9. TOP POLARIZER SURFACE TREATMENT: GLARE.
10. GENERAL TOLERANCE: ±0.2mm.
11. ROHS COMPLIANT.

PIN ASSIGNMENT	
PIN NO	SYMBOL
1	U/D
2	NC
3	HSYNC
4	VLED
5	VLED
6	VLED
7	VCC
8	VSYNC
9	DE
10	NC
11	NC
12	ADJ
13	B5
14	B4
15	B3
16	VSS
17	B2
18	B1
19	B0
20	VSS
21	G5
22	G4
23	G3
24	VSS
25	G2
26	G1
27	G0
28	VSS
29	R5
30	R4
31	R3
32	VSS
33	R2
34	R1
35	R0
36	NC
37	NC
38	DCLK
39	VSS
40	L/R

MULTI-INNO TECHNOLOGY CO.,LTD.			
DRAWN BY:	RITA	2018.06.22	SCALE : 1/1
CHECKED BY:			UNIT: mm
APPROVED BY:			DESCRIPTION:
VERSION NO:	01		TFT MODULE

VER.	REVISED DESCRIPTION	REVISOR	DATE
02	ADD A DIMENSION MARKING FOR THE SIDE VIEWING. OPTIMIZE PCB'S DESIGN	RITA	2020.05.06
01	FIRST ISSUE	RITA	2018.06.22