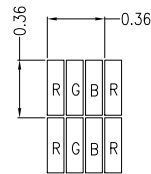
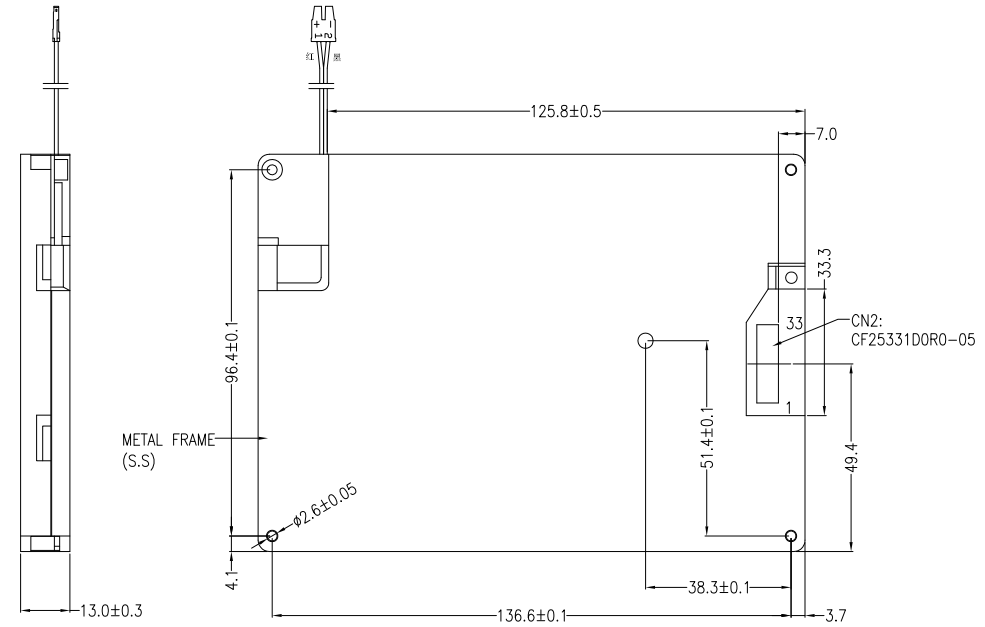
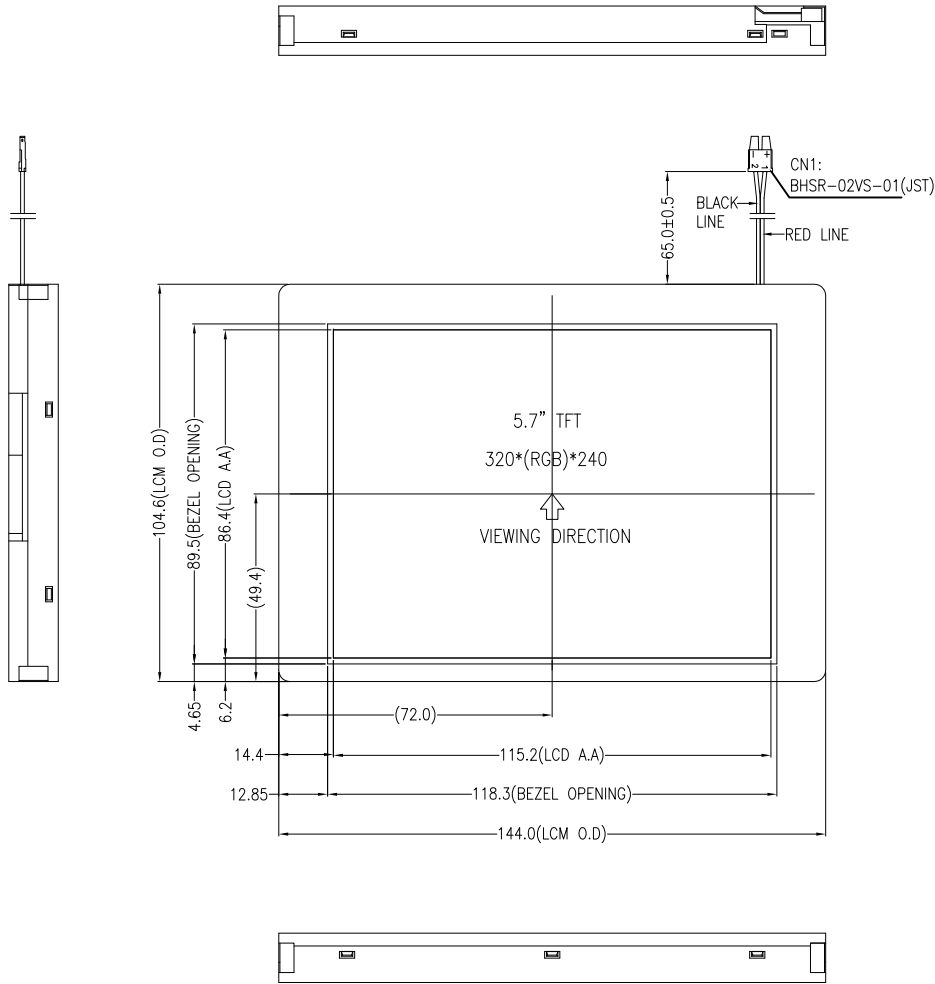
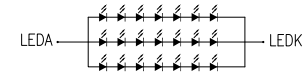


PIN DESCRIPTION	
PIN	SYMBOL
1	VSS
2	CLK
3	IHS
4	IVS
5	VSS
6	R0
7	R1
8	R2
9	R3
10	R4
11	R5
12	VSS
13	G0
14	G1
15	G2
16	G3
17	G4
18	G5
19	VSS
20	B0
21	B1
22	B2
23	B3
24	B4
25	B5
26	VSS
27	DEN
28	VCC
29	VCC
30	R/L
31	U/D
32	NC
33	VSS



PIXEL DETAIL



BACKLIGHT CIRCUIT DIAGRAM

NOTES:

1. DISPLAY TYPE: TFT, TRANSMISSIVE, NORMALLY WHITE
2. OPERATING VOLTAGE: VCC=3.3V (TYP.)
3. VIEWING DIRECTION: 6 O'CLOCK
4. DRIVER IC: HX8218C04+HX8615C
5. OPERATING TEMP.: -20°C ~ 70°C
6. STORAGE TEMP.: -30°C ~ 80°C
7. LED BACKLIGHT: 21-CHIP WHITE LED, IF=60mA, VF=19.6V~24V
8. SURFACE LUMINANCE: 500CD/M<sup>2</sup> (TYP.)
9. TOP POLARIZER SURFACE TREATMENT: GLARE
10. GENERAL TOLERANCE: ±0.3MM
11. ROHS COMPLIANT

<b>MULTI-INNO TECHNOLOGY CO., LTD.</b>			
DRAWN BY:	CAROL	2021.05.17	MODULE P/N: MI057015T-3
CHECKED BY:			
APPROVED BY:			SCALE : 1/1
VERSION NO:	01		UNIT: mm
			SHEET NO.: 1/1
			DESCRIPTION: TFT MODULE

VER.	FIRST ISSUE	REVISER	DATE
01	FIRST ISSUE	CAROL	2021.05.17
VER.	REVISED DESCRIPTION	REVISER	DATE