

NOTES FOR TFT:

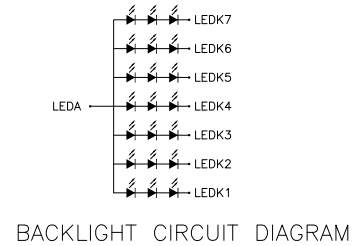
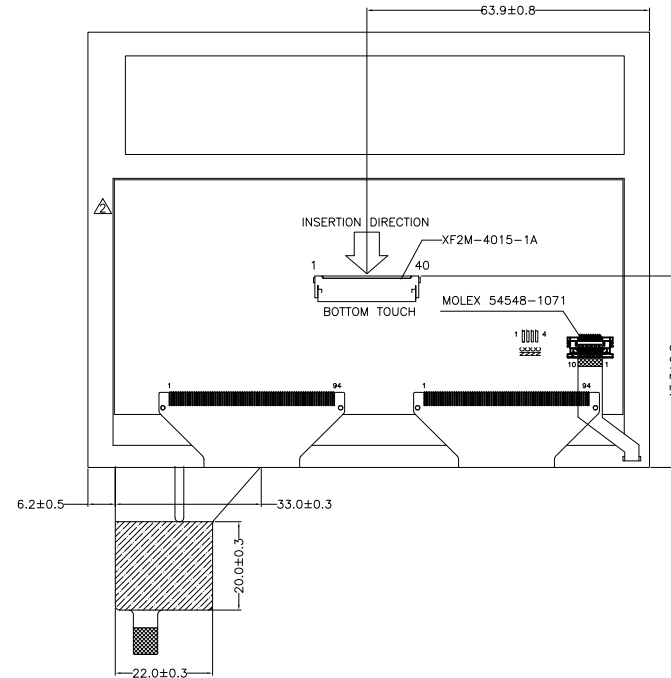
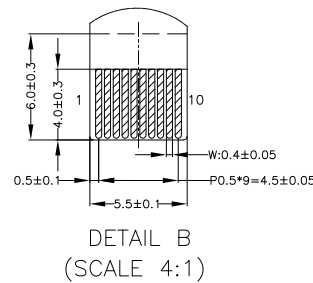
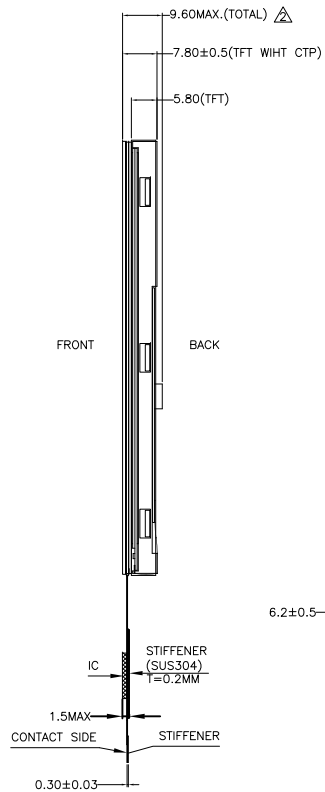
1. DISPLAY TYPE: TFT, TRANSMISSIVE, NORMALLY WHITE.
2. OPERATING VOLTAGE: VOD=3.3V.
3. VIEWING DIRECTION: 6 O'CLOCK.
4. IC DRIVER: HX8250-A01+HX8678A.
5. OPERATING TEMP.: -20°C ~ 70°C.
6. STORAGE TEMP.: -30°C ~ 80°C.
7. SURFACE LUMINANCE: 590CD/M²(TYP).
8. LED BACKLIGHT: 21-CHIP WHITE LED, If=140mA, Vf=8.4~10.2V.
9. TOP POLARIZER SURFACE TREATMENT: GLARE.

NOTES FOR CTP:

1. 5.7INCH PROJECTIVE CAPACITIVE TOUCH PANEL.
2. COVER GLASS + SENSOR GLASS +FPGA.
3. OPERATING VOLTAGE: VDD=3.3V.
4. RESOLUTION: 640 x 480 DOTS.
5. IC DRIVER: FT5426(SMT).
6. MULTI FINGER: UP TO 5.
7. HARDNESS OF COVER SURFACE: 7H.

OTHERS:

1. GENERAL TOLERANCE: ±0.2mm.
2. ROHS COMPLIANT.



PIN ASSIGNMENT FOR LCM	
PIN NO	SYMBOL
1	U/D
2	NC
3	HSYNC
4	VLED
5	VLED
6	VLED
7	VCC
8	VSYNC
9	DE
10	NC
11	NC
12	ADJ
13	B5
14	B4
15	B3
16	VSS
17	B2
18	B1
19	B0
20	VSS
21	G5
22	G4
23	G3
24	VSS
25	G2
26	G1
27	G0
28	VSS
29	R5
30	R4
31	R3
32	VSS
33	R2
34	R1
35	R0
36	NC
37	NC
38	DCLK
39	VSS
40	L/R

PIN ASSIGNMENT FOR CTP	
PIN NO	SYMBOL
1	VSS
2	VDD
3	SCL(SSEL)
4	NC(SCK)
5	SDA(MOSI)
6	NC(MISO)
7	RST
8	NC
9	INT
10	VSS

Mit MULTI-INNO TECHNOLOGY CO.,LTD.

DRAWN BY:	RITA	2018.02.06		MODULE P/N:
02	ADD A DIMENSION MARKING FOR THE SIDE VIEWING. OPTIMIZE PCBAS DESIGN.	CAROL	2020.02.28	CHECKED BY:
01	FIRST ISSUE	RITA	2018.02.06	APPROVED BY:
VER.	REVISED DESCRIPTION	REVISOR	DATE	VERSION NO:
				02

SCALE : 1/1	UNIT: mm	SHEET NO.: 1/1	DESCRIPTION: TFT & CTP MODULE
-------------	----------	----------------	-------------------------------