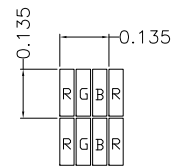
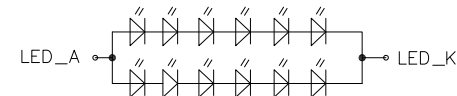
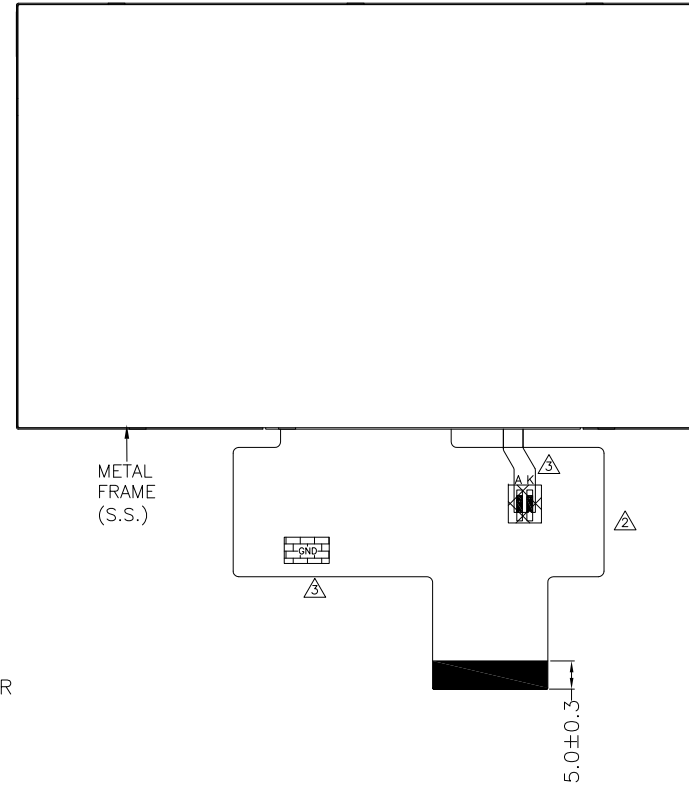


NOTES:

1. DISPLAY TYPE: TFT, TRANSMISSIVE, NORMALLY WHITE
2. OPERATING VOLTAGE: VDD=3.3V (TYP.)
3. VIEWING DIRECTION: 12:00 O'CLOCK
4. DRIVER IC: ILI5960 + ILI6122
5. OPERATING TEMP.: -20°C ~ 70°C
6. STORAGE TEMP.: -30°C ~ 80°C
7. LED BACKLIGHT: 12-CHIP WHITE LED, IF=40MA, VF=16.2V~20.4V
8. SURFACE LUMINANCE: 600CD/M² (TYP.)
9. TOP POLARIZER SURFACE TREATMENT: ANTI-GLARE
10. RECOMMEND MATCHING CONNECTOR: FH28-40S-0.5SH OR EQUIVALENT
11. ONLY THE SINGLE LAYER AREA ON FPC IS BENDABLE AND THE MINIMUM BEND RADIUS IS 1.5MM
12. GENERAL TOLERANCE: ±0.3MM
13. ROHS COMPLIANT



PIXEL DETAIL



BACKLIGHT CIRCUIT DIAGRAM

PIN ASSIGNMENT

PIN	SYMBOL
1	LED_K
2	LED_A
3	GND
4	VDD
5	R0
6	R1
7	R2
8	R3
9	R4
10	R5
11	R6
12	R7
13	G0
14	G1
15	G2
16	G3
17	G4
18	G5
19	G6
20	G7
21	B0
22	B1
23	B2
24	B3
25	B4
26	B5
27	B6
28	B7
29	GND
30	DCLK
31	DISP
32	HSYNC
33	VSYNC
34	DE
35	NC
36	GND
37	NC
38	NC
39	NC
40	NC



MULTI-INNO TECHNOLOGY CO., LTD.

DRAWN BY:	RITA	2022.05.06	SCALE : 1/1	MODULE P/N:	MIO500P3T-7
CHECKED BY:			UNIT:	mm	DESCRIPTION: TFT MODULE
APPROVED BY:					
VERSION NO:	03				

VER.	REVISED DESCRIPTION	REVISER	DATE
03	CHANGE THE ASSEMBLY SIZE BETWEEN LCD AND B/L CHANGE THE FPC DESIGN OF B/L AND THE POSITION OF B/L PAD. ADD GND PAD ON THE BACK OF TFT FPC.	RITA	2023.01.09
02	MODIFY THE FPC SHAPE AND LENGTH.	RITA	2022.06.08
01	FIRST ISSUE	RITA	2022.05.06