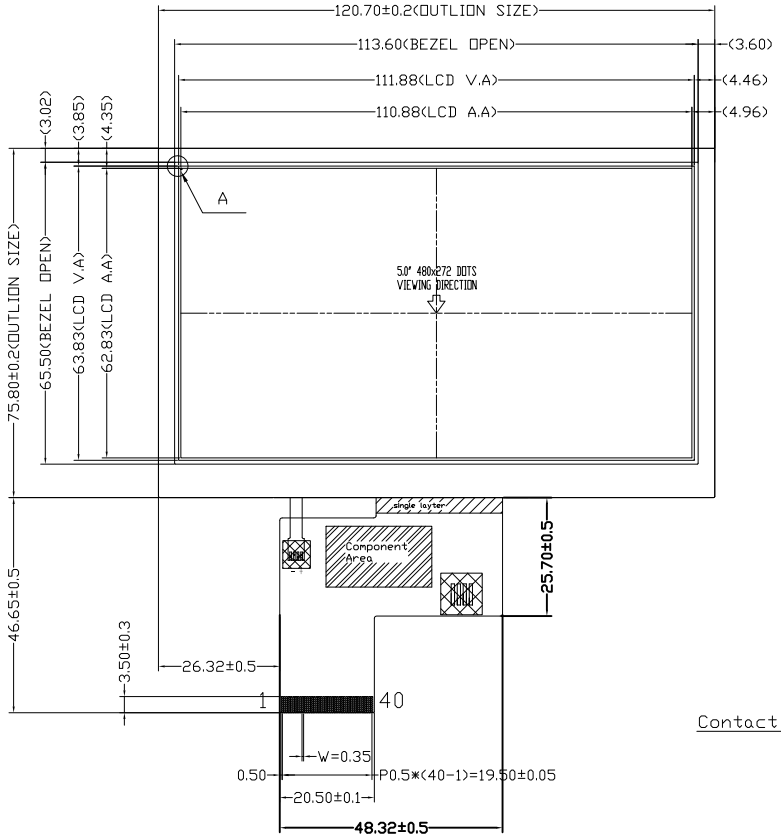

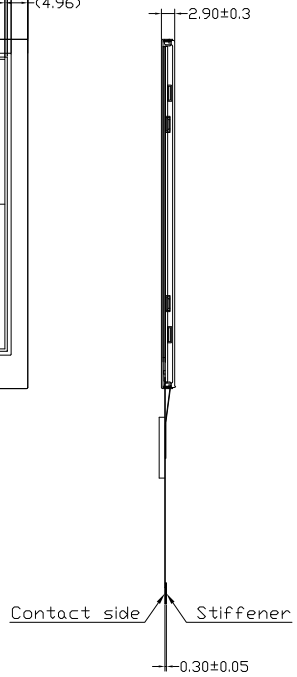

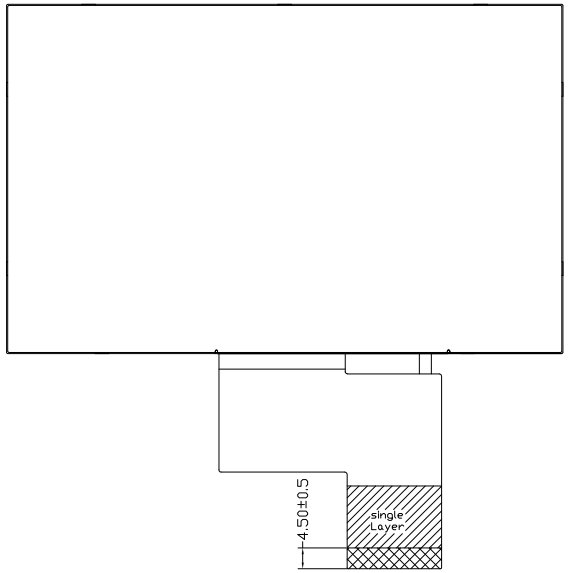

PIN DESCRIPTION

1	VLED-
2	VLED+
3	GND
4	VDD
5	R0
6	R1
7	R2
8	R3
9	R4
10	R5
11	R6
12	R7
13	G0
14	G1
15	G2
16	G3
17	G4
18	G5
19	G6
20	G7
21	B0
22	B1
23	B2
24	B3
25	B4
26	B5
27	B6
28	B7
29	GND
30	CLK
31	DISP
32	HSYNC
33	VSYNC
34	DE
35	NC
36	GND
37	NC
38	NC
39	NC
40	NC

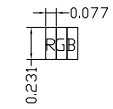

DETAIL A
SCALE 1:30

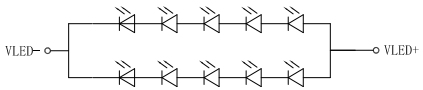

CIRCUIT DIAGRAM

NOTES:

1. DISPLAY TYPE: TFT,TRANSMISSIVE,NORMALLY WHITE.
2. OPERATING VOLTAGE: VDD=3.3V.
3. VIEWING DIRECTION: 12 O'CLOCK.
4. IC DRIVER: ILI6480B.
5. OPERATING TEMP: −20°C ~ 70°C.
6. STORAGE TEMP: −30°C ~ 80°C.
7. LED BACKLIGHT: 10−CHIP WHITE LED, If=40mA,Vf=16V.
8. SURFACE LUMINANCE: 240cd/m^2(TYP.).
9. TREATMENT OF TOP SURFACE : ANTI−GLARE.
10. FPC CONNECTTOR SUGGESTION "FH19SC−40S−0.5SH".
11. GENERAL TOLERANCE: ±0.2.
12. RoHS COMPLIANT.

VER.	REVISED DESCRIPTION	DATE
01	First issue	2015.06.03

MULTI−INNO TECHNOLOGY CO.,LTD.

DRAWN BY:	RITA 2016.07.04	SCALE : 1/1	MODULE P/N:
CHECKED BY:		UNIT: mm	MI0500L1T−9
APPROVED BY:			DESCRIPTION:
VERSION NO:	01		TFT MODULE