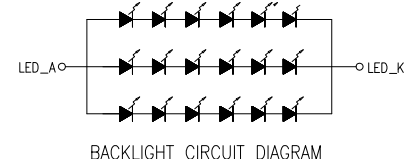
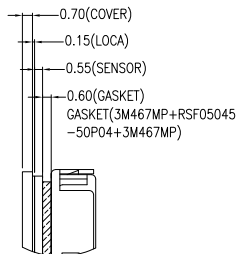
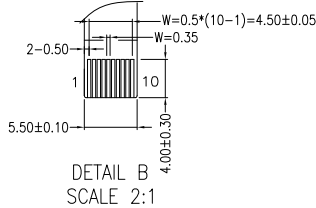
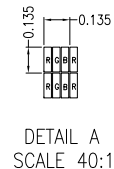
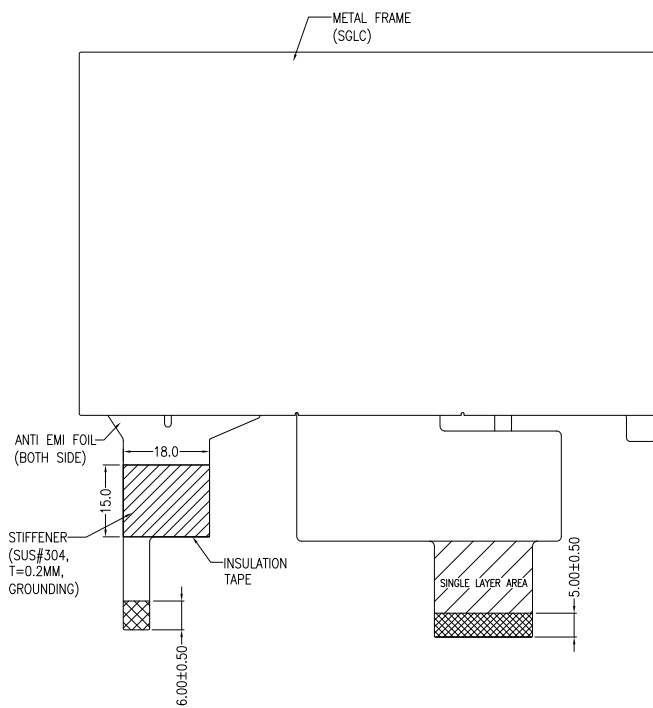
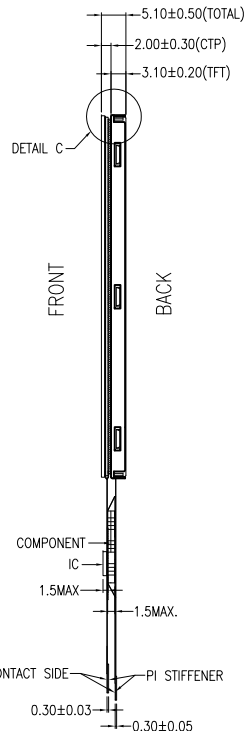
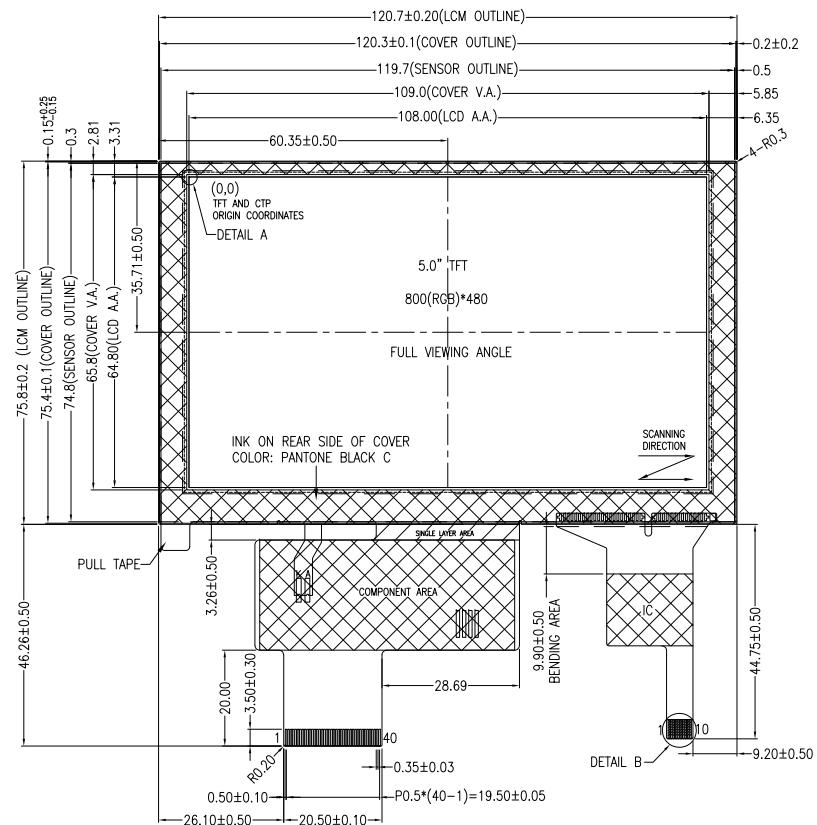


NO MECHANICAL HOUSING TO HOLD THE TFT AND THE TOUCH PANEL ON THIS PRODUCT, SO THE END UNIT'S MECHANICAL DESIGN MUST INCLUDE A HOUSING FOR PREVENTING THE SEPARATION OF THE TFT AND THE TOUCH PANEL.



TFT PIN DESCRIPTION	
PIN	SYMBOL
1	LED_K
2	LED_A
3	GND
4	VDD
5	RO
6	R1
7	R2
8	R3
9	R4
10	R5
11	R6
12	R7
13	G0
14	G1
15	G2
16	G3
17	G4
18	G5
19	G6
20	G7
21	B0
22	B1
23	B2
24	B3
25	B4
26	B5
27	B6
28	B7
29	GND
30	CLK
31	DISP
32	HSYNC
33	VSYS
34	DE
35	NC
36	GND
37	NC
38	NC
39	NC
40	NC

CTP PIN DESCRIPTION	
PIN	SYMBOL
1	VSS
2	VCC
3	SCL
4	NC
5	SDA
6	NC
7	/RST
8	NC
9	/INT
10	VSS

- NOTES FOR TFT:
1. DISPLAY TYPE: TFT, TRANSMISSIVE, NORMALLY BLACK
 2. OPERATING VOLTAGE: VDD=3.3V (TYP.)
 3. VIEWING DIRECTION: FULL VIEWING ANGLE
 4. DRIVER IC: ST7262
 5. LED BACKLIGHT: WHITE LED, If=60mA, Vf=19.2±1.2V
 6. TOP POLARIZER SURFACE TREATMENT: ANTI-GLARE

- NOTES FOR CTP:
1. 5.0 INCH PROJECTIVE CAPACITIVE TOUCH PANEL
 2. COVER GLASS + SENSOR GLASS + FPCA
 3. OPERATING VOLTAGE: VCC=3.3V
 4. DRIVER IC: FT5446DQS-P03
 5. INTERFACE: IIC
 6. RESOLUTION: 800*480 DOTS
 7. MULTI FINGER: UP TO 5
 8. HARDNESS OF COVER SURFACE: 7H
 9. FIRMWARE FILE: MI0500CJP-C6(FT5446DQS-P03)_FIRMWARE_V0B_20201104_ALL

- NOTES FOR OTHERS:
1. OPERATING TEMP.: -30°C ~ 85°C
 2. STORAGE TEMP.: -30°C ~ 85°C
 3. SURFACE LUMINANCE: 720 CD/M² (TYP.) WITH CTP
 4. ONLY THE SINGLE LAYER AREA ON FPC IS BENDABLE AND THE MINIMUM BEND RADIUS IS 1.5MM
 5. GENERAL TOLERANCE: ±0.3MM
 6. ROHS COMPLIANT

MIT MULTI-INNO TECHNOLOGY CO., LTD.

02	CHANGE THE OPERATING AND STORAGE TEMPERATURE	CAROL	2023.06.12	CHECKED BY:	CAROL	2021.04.26	SCALE : 1/1	MODULE P/N:	MI0500AHT-4CP1
01	FIRST ISSUE	CAROL	2021.04.26	APPROVED BY:			UNIT: mm	DESCRIPTION:	
VER.	REVISED DESCRIPTION	REVISER	DATE	VERSION NO.:	02		SHEET NO.: 1/1	TFT + CTP MODULE	