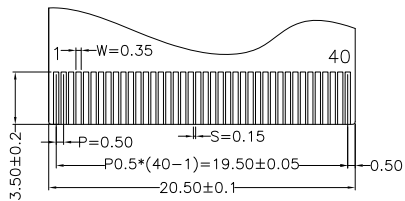
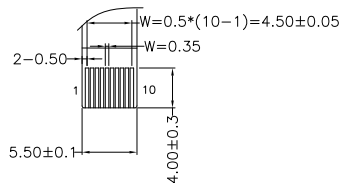


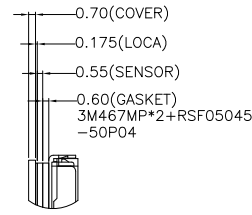
DETAIL A
SCALE 50:1



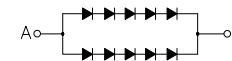
DETAIL B
SCALE 3:1



DETAIL C
SCALE 2:1



DETAIL D
SCALE 2:1



LED CIRCUIT DIAGRAM

NOTES FOR TFT:

1. DISPLAY TYPE: TFT, TRANSMISSIVE, NORMALLY BLACK
2. OPERATING VOLTAGE: VDD=3.3V (TYP.)
3. VIEWING DIRECTION: FULL VIEWING ANGLE
4. DRIVER IC: SC7283
5. LED BACKLIGHT: 10-CHIP WHITE LED, If=40mA, Vf=14V~17V
6. TOP POLARIZER SURFACE TREATMENT: ANTI-GLARE

NOTES FOR OTHERS:

1. OPERATING TEMP.: -30°C ~ 85°C
2. STORAGE TEMP.: -30°C ~ 85°C
3. SURFACE LUMINANCE: 850 CD/M² (TYP.) WITH CTP
4. GENERAL TOLERANCE: ±0.3MM
5. ROHS COMPLIANT

NOTES FOR CTP:

1. 4.3 INCH PROJECTIVE CAPACITIVE TOUCH PANEL
2. COVER GLASS + SENSOR GLASS + FPCA
3. OPERATING VOLTAGE: VCC=IOVCC=3.3V
4. DRIVER IC: FT5446DQS-P03
5. INTERFACE: IIC
6. RESOLUTION: 480*272
7. MULTI FINGER: UP TO 5
8. HARDNESS OF COVER SURFACE: 7H
9. FIRMWARE FILE: TBD

PIN ASSIGNMENT FOR LCD	
NO.	SYMBOL
1	LEDK
2	LEDA
3	GND
4	VDD
5	R0
6	R1
7	R2
8	R3
9	R4
10	R5
11	R6
12	R7
13	G0
14	G1
15	G2
16	G3
17	G4
18	G5
19	G6
20	G7
21	B0
22	B1
23	B2
24	B3
25	B4
26	B5
27	B6
28	B7
29	GND
30	DCLK
31	DISP
32	HSYNC
33	VSYNC
34	DE
35	NC
36	GND
37	NC(XR)
38	NC(YD)
39	NC(XL)
40	NC(YU)

PIN ASSIGNMENT FOR CTP	
NO.	SYMBOL
1	VSS
2	VCC
3	SCL
4	NC
5	SDA
6	NC
7	/RST
8	NC
9	/INT
10	VSS

MIT MULTI-INNO TECHNOLOGY CO., LTD.

VER.	REVISED DESCRIPTION	REVISER	DATE	VERSION NO:	03	DRAWN BY:	CAROL	2020.03.09	SCALE : 1/1	UNIT: mm	DESCRIPTION:
03	CHANGE THE OPERATING AND STORAGE TEMPERATURE	CAROL	2023.05.10								MODULE P/N:
02	MODIFY THE DRIVER IC OF CTP FROM FT5446DQS TO FT5446DQS-P03. MODIFY THE FIRMWARE FILE.	RITA	2020.03.12			CHECKED BY:					MI0430AHT-2CP
01	FIRST ISSUE	CAROL	2020.03.09			APPROVED BY:					
											TFT + CTP MODULE