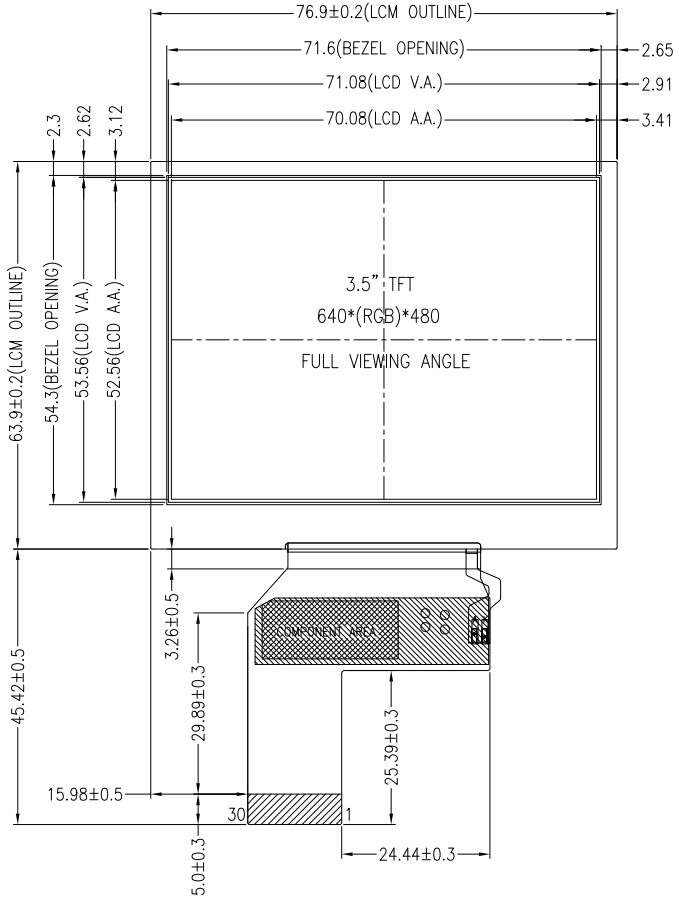

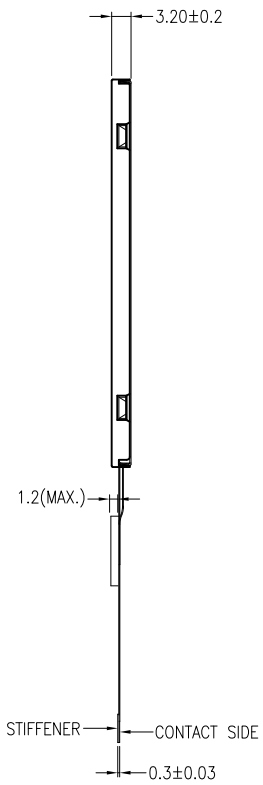

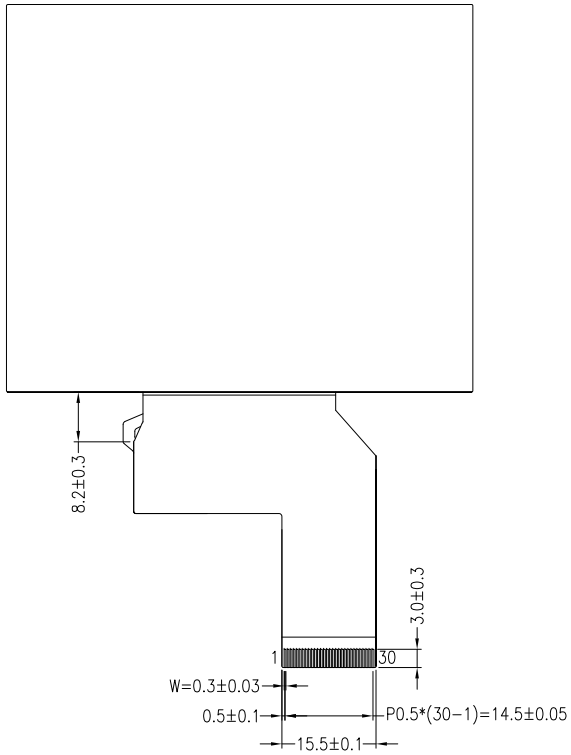

PIN DESCRIPTION	
PIN	SYMBOL
1	LED+
2	LED+
3	LED−
4	LED−
5	NC
6	NC
7	GND
8	GND
9	GND
10	GND
11	MIPI_TDP3
12	MIPI_TDN3
13	GND
14	MIPI_TDP2
15	MIPI_TDN2
16	GND
17	MIPI_TCP
18	MIPI_TCN
19	GND
20	MIPI_TDP1
21	MIPI_TDN1
22	GND
23	MIPI_TDP0
24	MIPI_TDN0
25	GND
26	NC
27	LRSTB
28	VDD
29	VDD
30	IOVCC

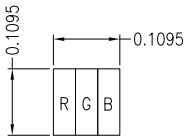

PIXEL DETAIL
(SCALE 100:1)

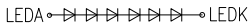

BACKLIGHT CIRCUIT DIAGRAM

NOTES:

1. DISPLAY TYPE: TFT, TRANSMISSIVE, NORMALLY BLACK
2. OPERATING VOLTAGE: VDD=3.3V (TYP.)
3. VIEWING DIRECTION: FULL VIEWING ANGLE
4. DRIVER IC: ST7703
5. OPERATING TEMP.: −20°C ~ 70°C
6. STORAGE TEMP.: −30°C ~ 80°C
7. LED BACKLIGHT: 6−CHIP WHITE LED, IF=20mA, VF=16.2V~20.4V
8. SURFACE LUMINANCE: 450CD/M^2 (TYP.)
9. TOP POLARIZER SURFACE TREATMENT: ANTI−GLARE
10. ONLY THE SINGLE LAYER AREA ON FPC IS BENDABLE AND THE MINIMUM BEND RADIUS IS 1.5MM
11. GENERAL TOLERANCE: ±0.3MM
12. ROHS COMPLIANT

VER.	REVISED DESCRIPTION	REVISER	DATE
01	FIRST ISSUE	CAROL	2022.04.12

MULTI−INNO TECHNOLOGY CO., LTD.

DRAWN BY:	CAROL 2022.04.12		MODULE P/N: MI0350AXT−1
CHECKED BY:		SCALE : 1/1	
APPROVED BY:		UNIT: mm	DESCRIPTION: TFT MODULE
VERSION NO:	01	SHEET NO.: 1/1	