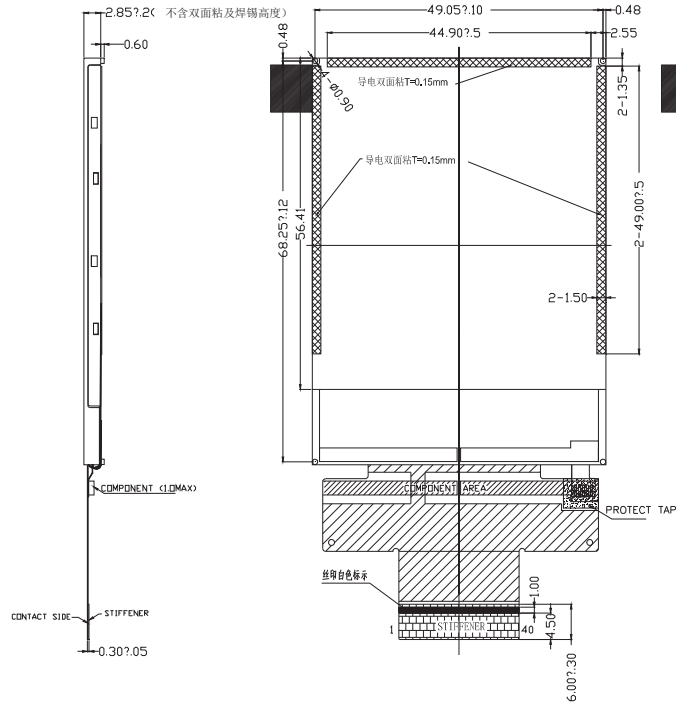
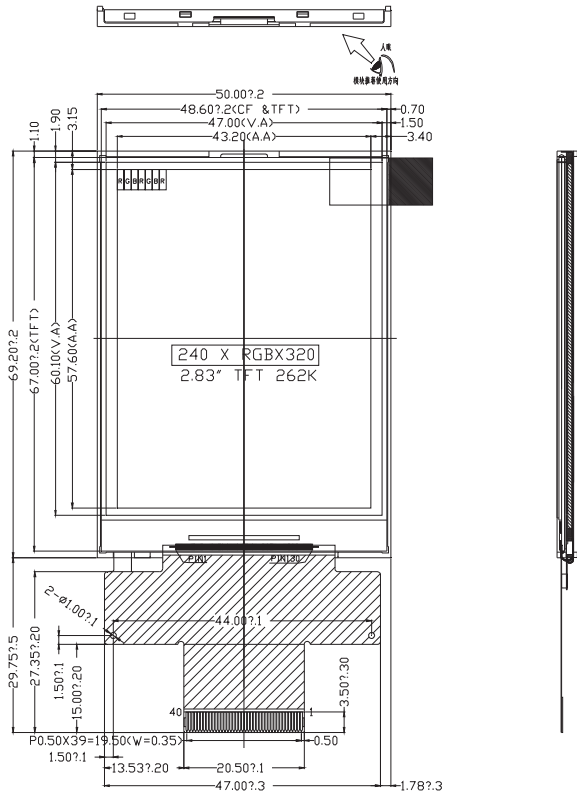
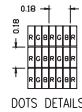
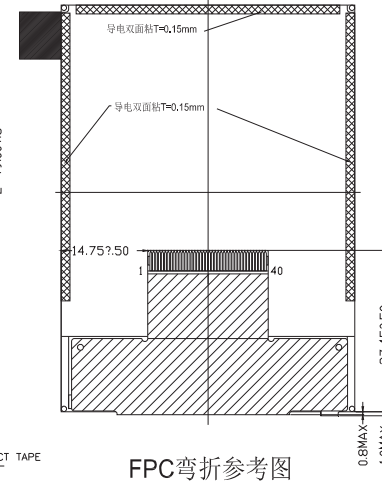


PIN DESCRIPTION

1	LEDA	21	DB7
2	LEDK1	22	DB6
3	LEDK2	23	DB5
4	LEDK3	24	DB4
5	LEDK4	25	DB3
6	IM0	26	DB2
7	IM1	27	DB1
8	IM2	28	DB0
9	IM3	29	SD0
10	/RESET	30	SD1
11	DB17	31	RD
12	DB16	32	WR/SCL
13	DB15	33	RS
14	DB14	34	CS
15	DB13	35	FMARK
16	DB12	36	IDVCC
17	DB11	37	VCC
18	DB10	38	VCI
19	DB9	39	GND
20	DB8	40	NC

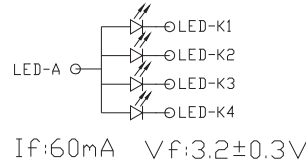


FPC展开出货



电磁波保护膜:
(黑色)
保证和FPC的匹配。

CIRCUIT DIAGRAM



NOTES:

1. DISPLAY TYPE: TFT,TRANSFLECTIVE
2. OPERATING VOLTAGE: VCC/VCI=3.3V
3. VIEWING DIRECTION: 3 O'CLOCK
4. OPERATING TEMP.: -20°C ~ 70°C
5. STORAGE TEMP.: -30°C ~ 80°C
6. LED BACKLIGHT: 4-CHIP WHITE LED, If=60mA, Vf=3.2V(MAX.)
7. TOP POLARIZER SURFACE TREATMENT: TBD
8. SURFACE LUMINANCE: 150CD/M²(TYP)
9. GENERAL TOLERANCE: ±0.2MM
10. ROHS COMPLIANT



MULTI-INNO TECHNOLOGY CO., LTD.

DRAWN BY:	CAROL 2019.07.03	SCALE : 1/1	MODULE P/N:
CHECKED BY:		UNIT: mm	MI0283AGT-1
APPROVED BY:			DESCRIPTION:
VERSION NO:	01		TFT MODULE

01	FIRST ISSUE	CAROL	2019.07.03
VER.	REVISED DESCRIPTION	REVISER	DATE