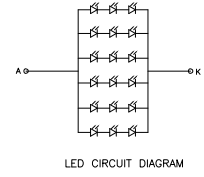
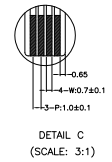
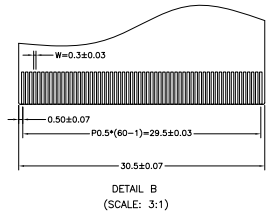
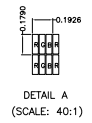


PIN ASSIGNMENT FOR LCD:

NO.	SYMBOL	NO.	SYMBOL
1	AGND	31	VSD
2	AVDD	32	MODE
3	DVDD	33	RSTB
4	RO	34	STBYB
5	R1	35	SHLR
6	R2	36	DVDD
7	R3	37	UPDN
8	R4	38	GND
9	R5	39	AGND
10	R6	40	AVDD
11	R7	41	VCOM
12	G0	42	DITH
13	G1	43	NC
14	G2	44	NC
15	G3	45	V10
16	G4	46	V9
17	G5	47	V8
18	G6	48	V7
19	G7	49	V6
20	B0	50	V5
21	B1	51	V4
22	B2	52	V3
23	B3	53	V2
24	B4	54	V1
25	B5	55	NC
26	B6	56	VDDG
27	B7	57	DVDD
28	DC1K	58	VEEG
29	DE	59	GND
30	HSD	60	NC

PIN ASSIGNMENT FOR RTP:

NO.	DIF
PIN 1	YU
PIN 2	XL
PIN 3	YD
PIN 4	XR



- NOTES:
1. DISPLAY TYPE: TFT/TRANSMISSIVE/NORMALLY WHITE.
 2. VIEWING DIRECTION: 6 O'CLOCK.
 3. OPERATING VOLTAGE: DVDD=3.3V.
 4. DRIVER IC: ILI6123H+ILI5480.
 5. OPERATING TEMP.: 20°C ~ 70°C.
 6. STORAGE TEMP.: -30°C ~ 80°C.
 7. BACKLIGHT: 18-CHIP WHITE LED, IF=120mA, Vf=8.4V~10.2V.
 8. SURFACE LUMINANCE: 200CD/M².
 9. TOP POLARIZER SURFACE TREATMENT: ANTI-GLARE.
 10. GENERAL TOLERANCE: ±0.2mm.
 11. RoHS COMPLIANT.

VER.	REV	SED	DESCRIPTION	REVISER	DATE
02			UPDATE THE SURFACE LUMINANCE	RITA	2017.05.02
01			FIRST ISSUE	RITA	2017.04.17

MIT MULTI-INNO TECHNOLOGY CO.,LTD.

DRAWN BY:	RITA	2017.04.17	SCALE : 1/1	MODULE P/N:	MI0620DT-1RP
CHECKED BY:			UNIT:	mm	DESCRIPTION:
APPROVED BY:					TFT MODULE
VERSION NO:	02				