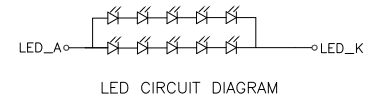
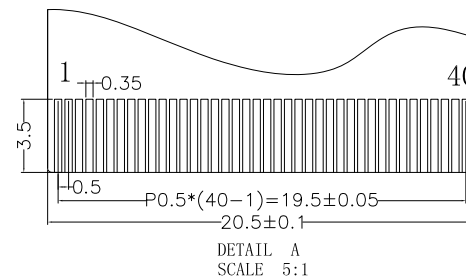
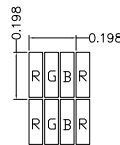


PIN	Symbol
1	VLED_K
2	VLED_A
3	GND
4	VDD
5	R0
6	R1
7	R2
8	R3
9	R4
10	R5
11	R6
12	R7
13	G0
14	G1
15	G2
16	G3
17	G4
18	G5
19	G6
20	G7
21	B0
22	B1
23	B2
24	B3
25	B4
26	B5
27	B6
28	B7
29	GND
30	DCLK
31	DISP
32	HSYN
33	VSYN
34	DE
35	NC
36	GND
37	XR
38	YD
39	XL
40	YU

NOTES:

1. DISPLAY TYPE: TFT, TRANSMISSIVE, NORMALLY WHITE
2. OPERATING VOLTAGE: VDD=3.3V
3. VIEWING DIRECTION: 6 O'CLOCK.
4. IC DRIVER: ST7282T2
5. OPERATING TEMP: -20°C ~ 70°C.
6. STORAGE TEMP: -30°C ~ 80°C.
7. LED BACKLIGHT: 10 WHITE LED, If=20mA, Vf=3.2±0.2V.
8. SURFACE LUMINANCE: 350cd/m²(TYP.).
9. TOP POLARIZER SURFACE TREATMENT: ANTI-GLARE.
10. GENERAL TOLERANCE: ±0.2.
11. RECOMMENDED CASE OPEN AREA SHOULD BE LESS THAN MODULE V.A.
12. RECOMMENDED CUSHION ADHERENT AREA: TP V.A+1.6MM.
13. RoHS COMPLIANT.



MULTI-INNO TECHNOLOGY CO.,LTD.			
DRAWN BY:	RITA	2016.09.20	SCALE : 1/1
CHECKED BY:			UNIT: mm
APPROVED BY:			DESCRIPTION: MIO430K2T-1RP
VERSION NO:	01		TFT MOUDLE

VER.	REVISED DESCRIPTION	DATE	VERSION NO:
01	FIRST ISSUE	2016.09.20	