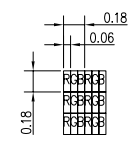
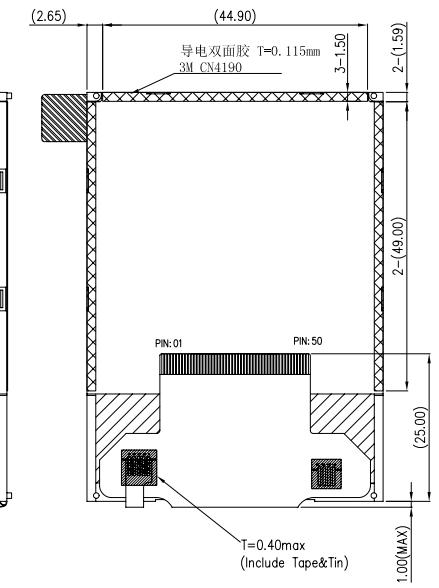
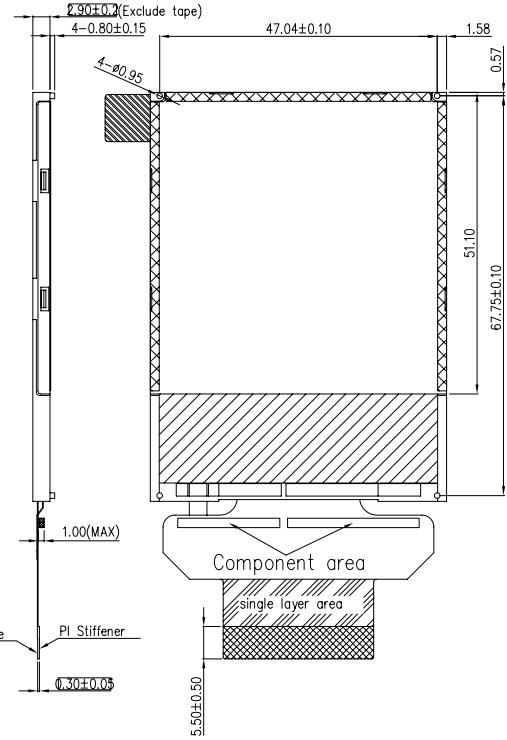
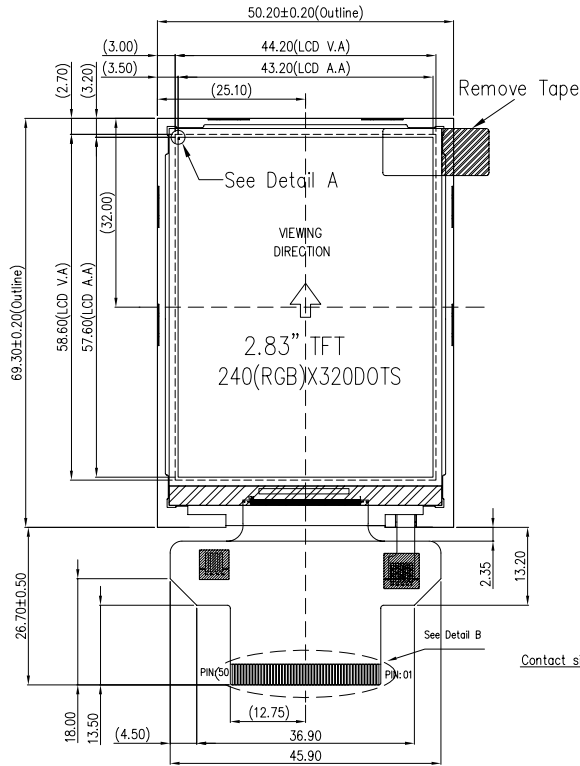
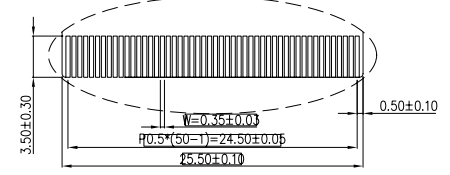


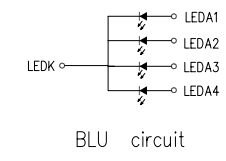
1	LEDK
2	LEDA1
3	LEDA2
4	LEDA3
5	LEDA4
6	IM0
7	IM1
8	IM2
9	IM3
10	RESET
11	VSYNC
12	HSYNC
13	DOTCLK
14	DE
15	DB17
16	DB16
17	DB15
18	DB14
19	DB13
20	DB12
21	DB11
22	DB10
23	DB9
24	DB8
25	DB7
26	DB6
27	DB5
28	DB4
29	DB3
30	DB2
31	DB1
32	DB0
33	SDO
34	SDI
35	RD
36	WRX(D/CX)
37	D/CX(SCL)
38	CSX
39	TE
40	VDDI
41	VDDI
42	VCI
43	GND
44	NC
45	NC
46	NC
47	NC
48	GND
49	GND
50	GND



Detail A
Scale 20:1



Detail B
Scale 2:1



- NOTES:
1. DISPLAY TYPE: TFT
 2. VIEWING DIRECTION: 6:00
 3. POLARIZER MODE: TRANSMISSIVE/POSITIVE
 4. DRIVE METHOD: 1/320 DUTY
 5. IOVCC=2.8V (TYP), VCC=2.8V, VCI=2.8V
 6. OPERATING TEMP: -20° C — +70° C
 7. STORAGE TEMP: -30° C — +80° C
 8. LCD DRIVE IC: IL19341V
 9. CONNECTION: FPC
 10. BACKLIGHT: 4CHIP-WHITE LED/80mA/3.2V(TYP)
 11. UNMARKED TOLERANCE: ±0.20
 12. REQUIREMENTS ON ENVIRONMENTAL PROTECTION: RoHS
 13. THE CONTROLLED DIMENSION MASK TO BE
 14. REFERENCE DIMENSION MASK TO BE ()

			MULTI-INNO TECHNOLOGY CO.,LTD.	
03	Change IC driver from IL19341 to IL19341V.	2015.12.16	DRAWN BY:	CAROL 2015.12.16
02	Adding dimensions information, but the module do not change	2015.08.13	CHECKED BY:	
01	First issue	2013.02.25	APPROVED BY:	
VER.	REVISED DESCRIPTION	DATE	VERSION NO:	03
			SCALE : 1/1	MODULE P/N:
			UNIT: mm	MI0283QT-13
				DESCRIPTION:
				TFT MODULE