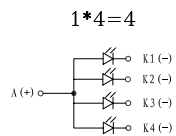
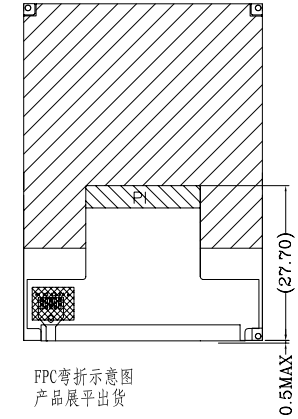
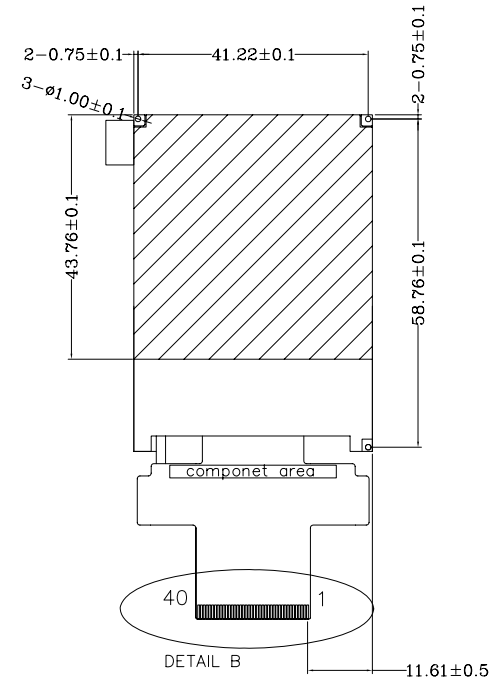
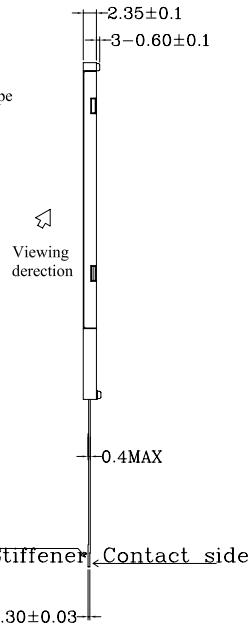
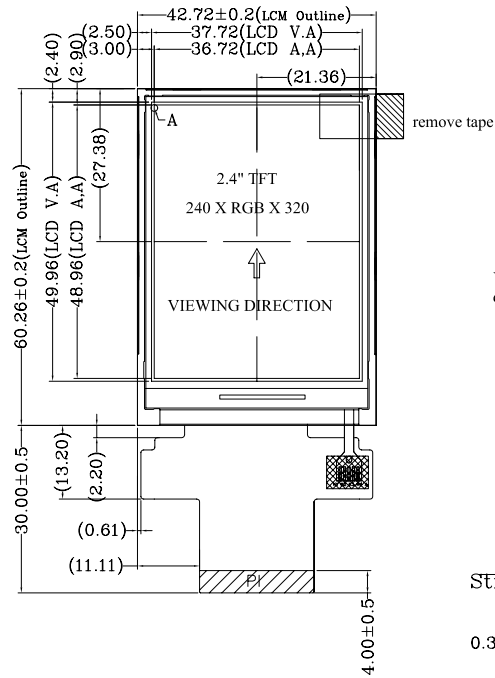
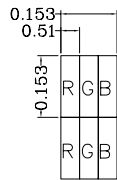


PIN ASSIGNMENT:

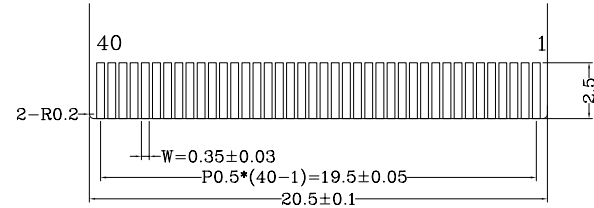
PIN	SYMBOL
1	GND
2	YD(NC)
3	XL(NC)
4	YU(NC)
5	XR(NC)
6	LCD_ID
7	VCC
8	IOVCC
9	FMARK
10	CS
11	RS
12	WR
13	RD
14	DB0
15	DB1
16	DB2
17	DB3
18	DB4
19	DB5
20	DB6
21	DB7
22	DB8
23	DB9
24	DB10
25	DB11
26	DB12
27	DB13
28	DB14
29	DB15
30	RESET
31	IMO
32	NC
33	GND
34	LED-K1
35	LED-K2
36	LED-K3
37	LED-K4
38	LED-A
39	GND
40	NC



CIRCUIT DIAGRAM



DETAIL A
SCALE: 40:1



DETAIL B
SCALE: 4:1

NOTES:

1. DISPLAY TYPE: TFT, TRANSMISSIVE
2. DRIVE METHOD: VDD=2.8V
3. VIEWING DIRECTION: 6 O'CLOCK.
4. IC DRIVER: ILI9341V
5. OPERATING TEMP: -20°C ~ 70°C.
6. STORAGE TEMP: -30°C ~ 80°C.
7. LED BACKLIGHT: WHITE LED, If=15mA, Vf=3.2±0.2.V.
8. GENERAL TOLERANCE: ±0.2.
9. RECOMMENDED CASE OPEN AREA SHOULD BE LESS THAN MODULE V.A.
10. CONNECT: FH19SC-40S-0.5SH.
11. RoHS COMPLIANT.

		MULTI-INNO TECHNOLOGY CO.,LTD.	
DRAWN BY:	CAROL 2015.12.16	SCALE : 1/1	MODULE P/N:
CHECKED BY:		UNIT: mm	MI0240S1T-1
APPROVED BY:			DESCRIPTION:
VERSION NO:	02		TFT MODULE

VER.	REVISED DESCRIPTION	DATE
02	Change IC driver from ILI9341 to ILI9341V	2015.12.16
01	FIRST ISSUE	2012.11.22